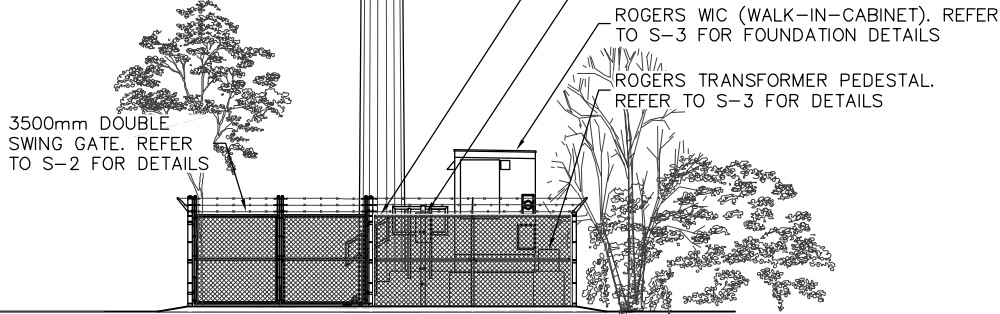
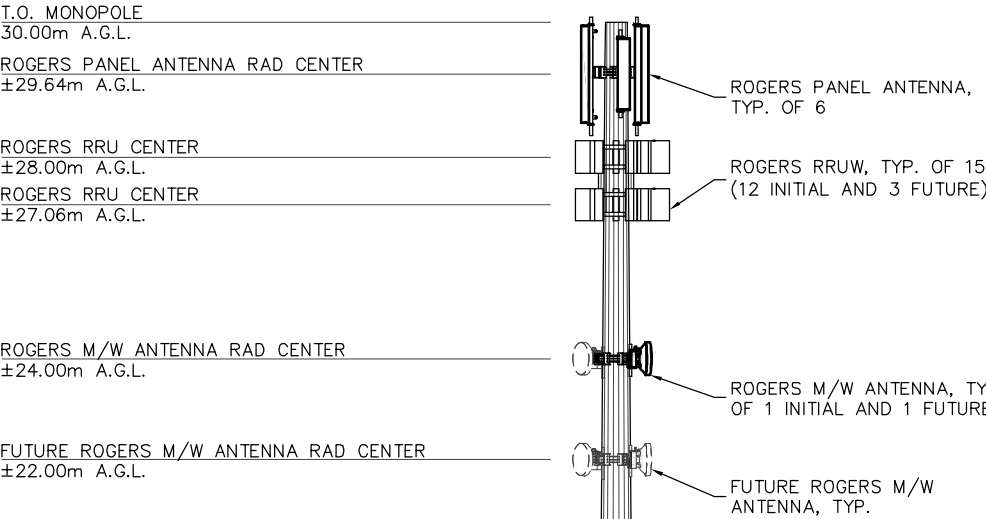
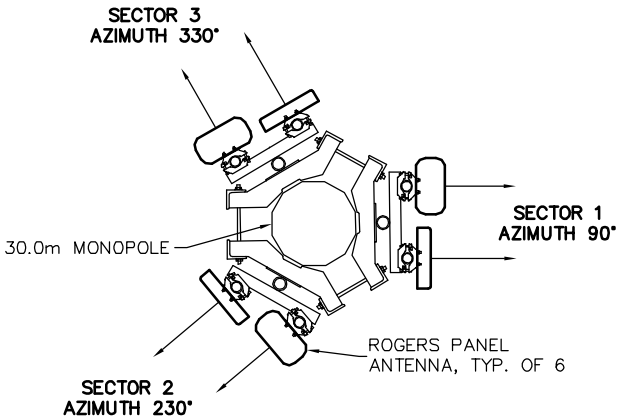


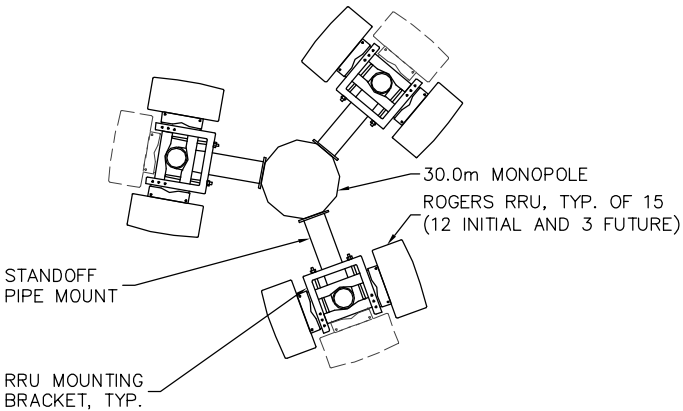
Enclosure 3



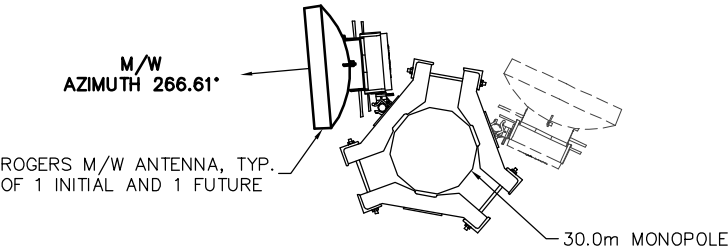
1 NORTH ELEVATION  
1:150  
0 1.5m 3m 6m



2 ROGERS ANTENNA LAYOUT @ 29.64m  
1:40  
0 400 800 1.6m



3 ROGERS RRU LAYOUT  
@ 28.00m & 27.06m  
1:40  
0 400 800 1.6m



4 ROGERS M/W ANTENNA LAYOUT @ 24.00m  
1:40  
0 400 800 1.6m

NOTES:

1. MONOPOLE ELEVATION IS DIAGRAMMATIC ONLY.
2. IF REQUIRED, PROVIDE OBSTRUCTION LIGHTING IN ACCORDANCE WITH TRANSPORT CANADA REQUIREMENTS.

2	ISSUED FOR B.P./CONST.	RM	MAR 31/14
1	ISSUED FOR B.P./CONST.	RM	MAR 26/14
0	ISSUED FOR REVIEW	RM	MAR 03/14
REV.	DESCRIPTION	BY	DATE

CLIENT:



PROJECT:

W284 I  
BRIDGEVIEW  
13070 115TH AVENUE

SURREY BRITISH COLUMBIA

DRAWING TITLE:

NORTH ELEVATION AND  
ANTENNA LAYOUTS

SCALE: AS NOTED	DRAWING NO.
CHECK BY: R.M.	A-7
DRAWN BY: R.L.	
DATE: MAR 03/14	
CAD FILE: 1260-017A7	
PROJECT NUMBER: 1260-017	