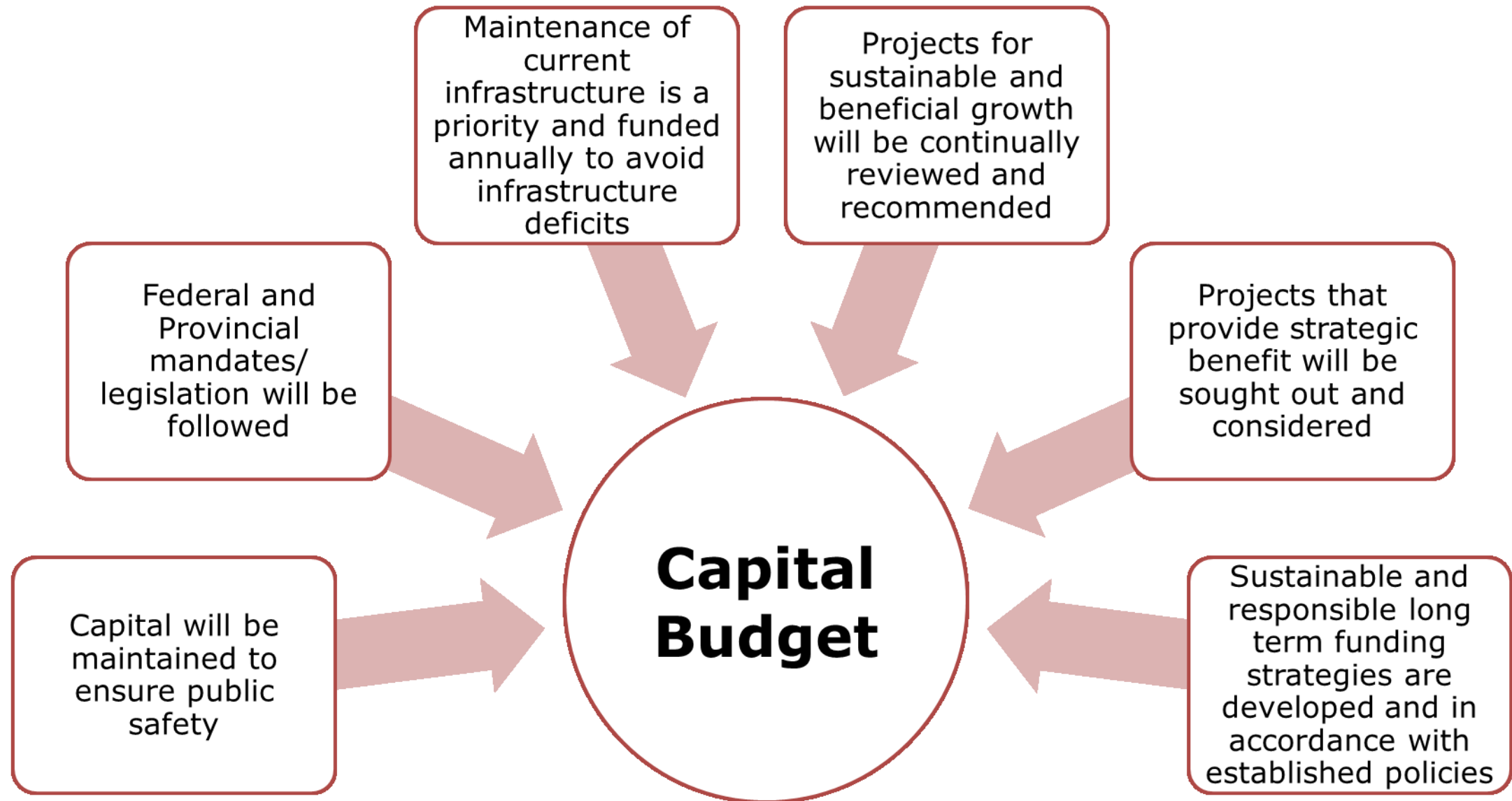


# **2018 Capital Budget Review**

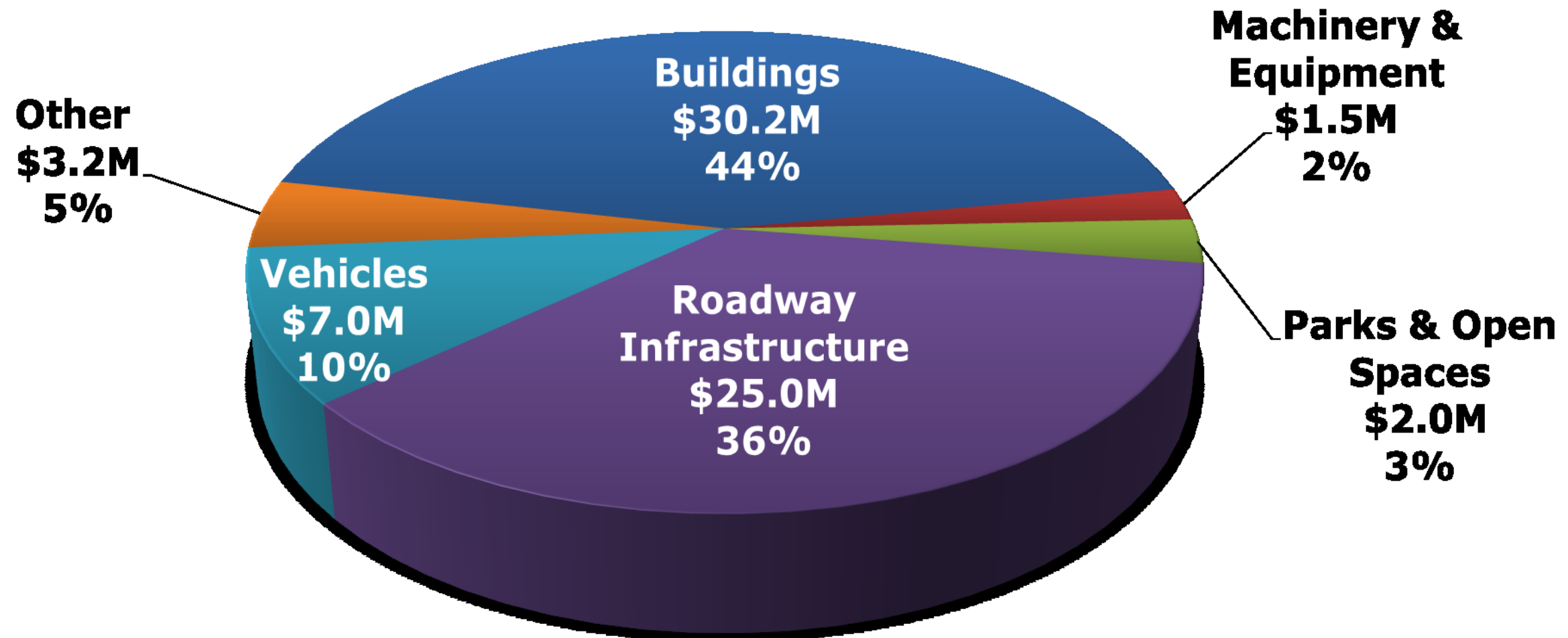
## **Council Presentation**

**November 28, 2017**

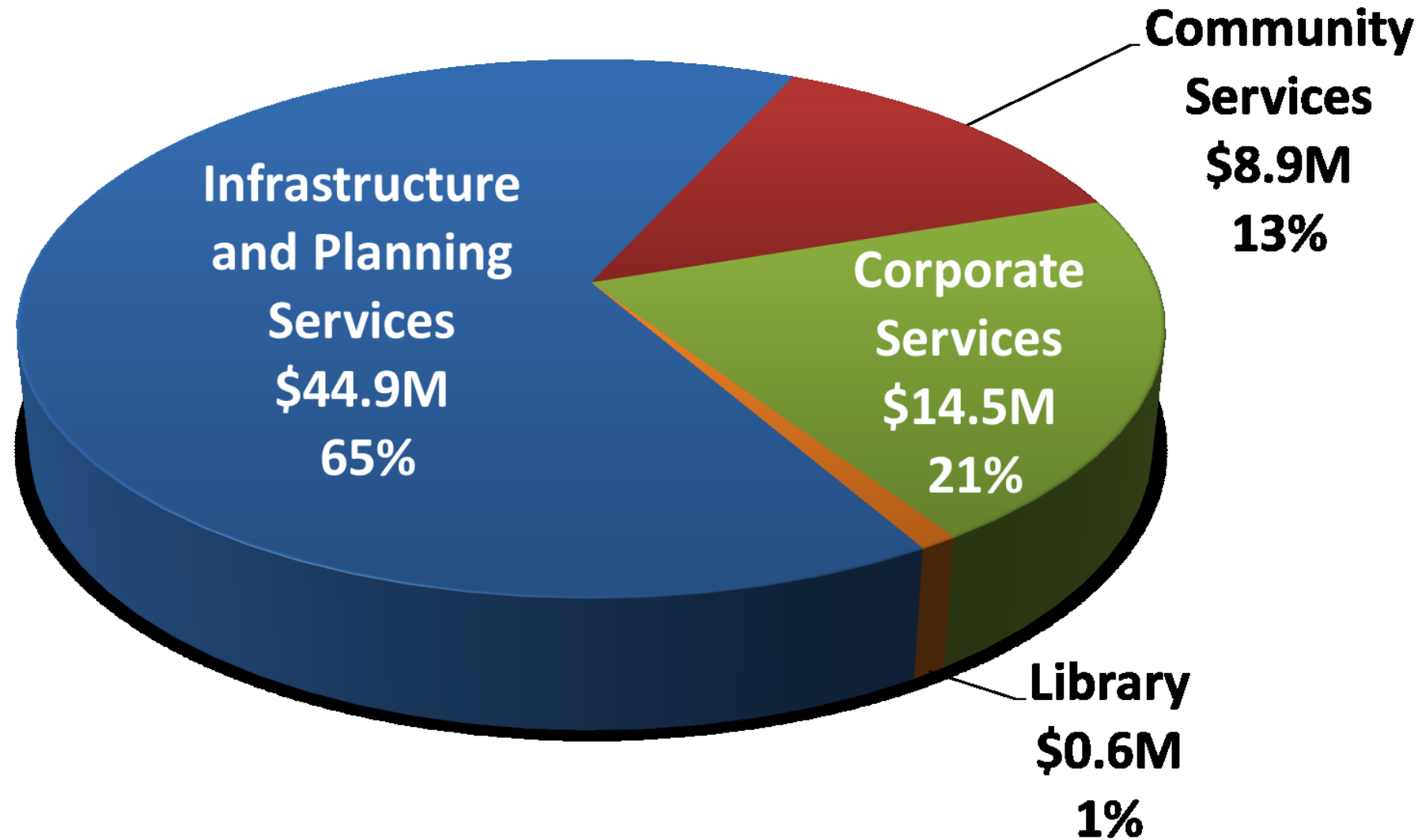
# Capital budget philosophy



# Capital budget highlights



# Capital budget highlights



# 2018 major capital projects

(Threshold greater than \$2.0M)

Project	Cost
Annual Programs	\$36.1M
Multi-Use Agricultural Facility Outdoor Amenities & Servicing	\$16.1M
OSRFS Kinsmen Leisure Centre	\$5.0M
County Hall Phase 4	\$4.7M
Other	<u>\$7.0M</u>
<b>TOTAL</b>	<b>\$68.9M</b>

# Infrastructure and Planning Services

**2018 Proposed Request \$44.9 million**

**Economic Development & Tourism**

**Transportation Planning & Engineering**

**Planning & Development Services**

**Transportation & Agriculture Services**

**Utilities**



# Infrastructure & Planning Services

## 2018 major capital projects

Project	Cost
Annual Programs	\$25.2M
Multi-Use Agricultural Facility Outdoor Amenities & Servicing	\$16.1M
Other	<u>\$3.6M</u>
<b>TOTAL</b>	<b>\$44.9M</b>

# Community Services

**2018 Proposed Request \$8.9 million**

**Strathcona County Emergency Services**

**Family & Community Services**

**Recreation, Parks & Culture**

**Strathcona County Transit**

**RCMP & Enforcement Services**





# Community Services

## 2018 major capital projects

Project	Cost
Annual Programs	\$0.9M
OSRFS Kinsmen Leisure Centre	\$5.0M
Other	<u>\$3.0M</u>
<b>TOTAL</b>	<b>\$8.9M</b>

# Corporate Services

**2018 Proposed Request \$14.5 million**

**Facility Services**

**Fleet Services**

**Human Resources**

**Information Technology Services**

**Legislative & Legal Services**



# Corporate Services

## 2018 major capital projects

Project	Cost
Annual Programs	\$9.4M
County Hall Phase 4	\$4.7M
Other	<u>\$0.4M</u>
<b>TOTAL</b>	<b>\$14.5M</b>

# 2018 Capital Funding

Asset Category	Total Funding
Buildings	30,280,744
Electronic Hardware / Software	1,025,017
Land Development	-
Machinery & Equipment	1,483,279
Program Parks & Open Space Development	2,031,000
Roadway Infrastructure	24,940,476
Utilities	2,158,600
Vehicles	7,072,098
<b>GRAND TOTAL</b>	<b>68,991,214</b>

Tax Levy	Reserve	Grants	Developer Levy	User Rates	Other
14,499,000	5,744,944	10,036,800	-	-	-
-	1,025,017	-	-	-	-
-	-	-	-	-	-
-	867,000	27,000	-	-	589,279
-	1,821,000	-	-	-	210,000
-	19,022,450	4,793,026	-	-	1,125,000
-	2,158,600	-	-	-	-
-	6,472,098	600,000	-	-	-
<b>14,499,000</b>	<b>37,111,109</b>	<b>15,456,826</b>	<b>-</b>	<b>-</b>	<b>1,924,279</b>

# 2018 Capital Funding Plan

Funding Source	Total Funding
Tax Levy	14,499,000
Committed Funds	
Municipal	28,752,716
Utilities	3,419,568
Uncommitted Funds	
Capital Projects Reserve - 1.3773.4266	4,938,825
Corporate Grants	
MSI - Capital	10,036,800
Gas Tax Fund	4,820,026
Other	600,000
Developer Levy	-
User Rates	-
Other	1,924,279
<b>GRAND TOTAL</b>	<b>68,991,214</b>

Tax Levy	Reserve	Grants	Developer Levy	User Rates	Other
14,499,000					
	28,752,716				
	3,419,568				
	4,938,825				
		10,036,800			
		4,820,026			
		600,000			
			-		
				-	
					1,924,279
14,499,000	37,111,109	15,456,826	-	-	1,924,279

# Open Capital Projects

Cash Flowed as at September 30, 2017 (in \$000's)

Asset Categories	2018	2019	2020	2021+	Total
Buildings	6,260	700	530	-	7,490
Electronic Hardware / Software	4,090	1,860	-	-	5,950
Parks & Open Space Development	2,145	-	-	-	2,145
Machinery & Equipment	3,405	30	25	-	3,460
Roadway Infrastructure	43,985	14,995	5,625	-	64,605
Utilities Infrastructure	20,425	21,995	-	-	42,420
Vehicles	4,825	545	-	-	5,370
Land	3,615	-	4,000	-	7,615
<b>Total</b>	<b>88,750</b>	<b>40,125</b>	<b>10,180</b>	<b>-</b>	<b>139,055</b>

# Capital Plan at a Glance – 2018

## (excluding Annual Programs)

### Buildings

- Multi-Use Agricultural Facility – Outdoor Amenities & Servicing  
– \$16.1M
- OSRFS – Kinsmen Leisure Centre  
– \$5.0M
- County Hall Phase 4 Renovation  
– \$4.7M
- OSRFS – Ardrossan Spray Park  
– \$1.5M
- Building Security Improvements  
– \$160K
- Biomass – Fuel Handling Reconfiguration  
– \$150K

### Electronic Hardware/Software

- Service Management Tool  
– \$114K
- Mobile Device Management  
– \$95K
- Mobility Bus Software  
– \$200K

### Machinery & Equipment

- Slide-in Calcium Tank  
– \$35K
- Enhance Fibre: Festival Place  
– \$30K
- Dry Roadway Sweeper  
– \$12K

# Capital Plan at a Glance – 2018

## (excluding Annual Programs)

### Parks & Open Space Development

- OSRFS – Outdoor Revitalization Program  
– \$1.1M
- Heritage Hills Park  
– \$285K

### Utilities

- Ardrossan Water Supply New Main – Design and Land  
– \$500K
- Transmission Meter Installation  
– \$350K
- Asbestos Removal and Abatement Program  
– \$150K

### Roadway Infrastructure

- Class I Grid Road Improvement\_LU  
– \$1.3M
- Twp Rd 550, Rge Rd 221 to 830\_DLU  
– \$1.1M
- Train Whistle Cessation Rg Rds 231, 223, & 220  
– \$46.5K

### Vehicles

- Vehicle for Maintenance Ops  
– \$67.7K
- RPC Fleet Addition for SWC Tractor  
– \$55K
- FCS Vehicle for Parent Link Centre  
– \$45.6K



# Thank you!