2018

WE ARE ALL STARS

STARS®

2016/17 YEAR IN REVIEW

>36,000 MISSIONS SINCE 1985

3,022 MISSIONS THIS YEAR

88 EMERGENCY CALLS A DAY

~~9~~ 8 MISSIONS A DAY

4,200 REMOTE INDUSTRY SITES REGISTERED

6 BASES IN WESTERN CANADA

11 HELICOPTERS

2,775 MEDICAL PERSONNEL TRAINED

OUTREACH TO 161 COMMUNITIES IN 2016

41,328 DONORS AND THREE PROVINCIAL GOVERNMENTS MADE IT ALL POSSIBLE

THANK YOU!

For more information on STARS, please visit stars.ca

TIME – TOOLS - TALENT

Bringing critical care to the patient

TIME – TOOLS - TALENT

Bringing critical care to the patient

LEADING EDGE OF TECHNOLOGY

Bringing critical care to the patient

Hamilton T-1 Ventilator

Fully Featured ICU

Adult / Pediatric / Neonatal

I-Stat Lab

Video Laryngoscope

Portable Ultrasound

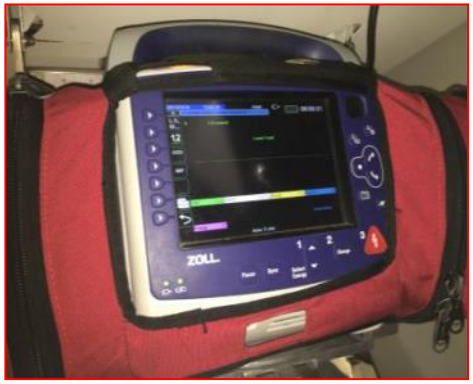

12 Lead ECG Defibrillator

EZ-IO Drill

NEED AND DEMAND

Rural residents disadvantaged by time & distance

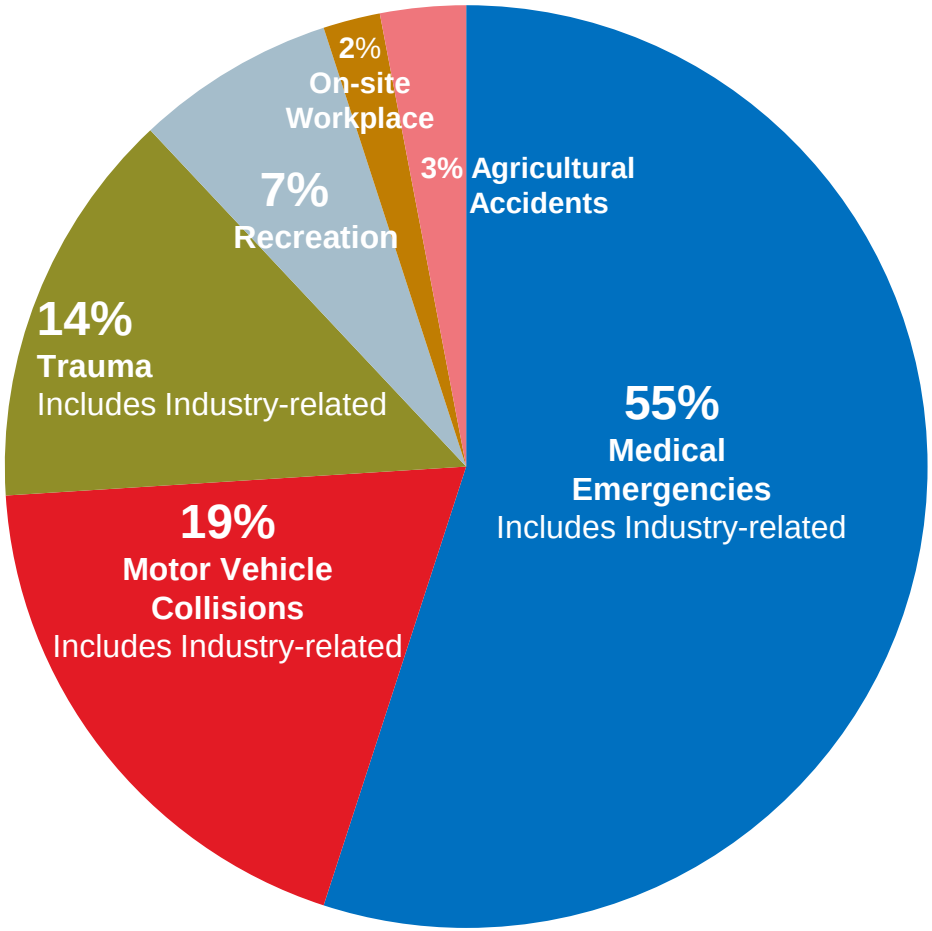

Types of Missions

- Medical Emergencies 55%
- Motor Vehicle Collisions 19%
- Trauma Related 14%
- Recreational Accidents 7%
- Industry/Workplace Accidents 2%
- Agricultural Accidents 3%

FUELED BY GENEROSITY

Achieving successes together

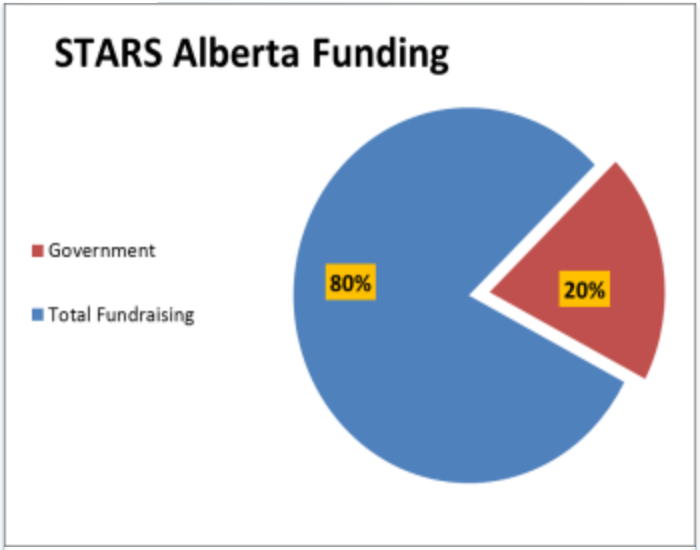

Funding in Thousands		
AB Government Funding	$	7,099
Total Operating Costs /Capital Expenditures	$	35,737
AB Government Funding as a Percent of Costs		20%
STARS Gross Fundraising	$	16,010
AB Lottery	$	12,263
Calendar	$	1,014
Site Registration / Emergency Contact Centre	$	3,311

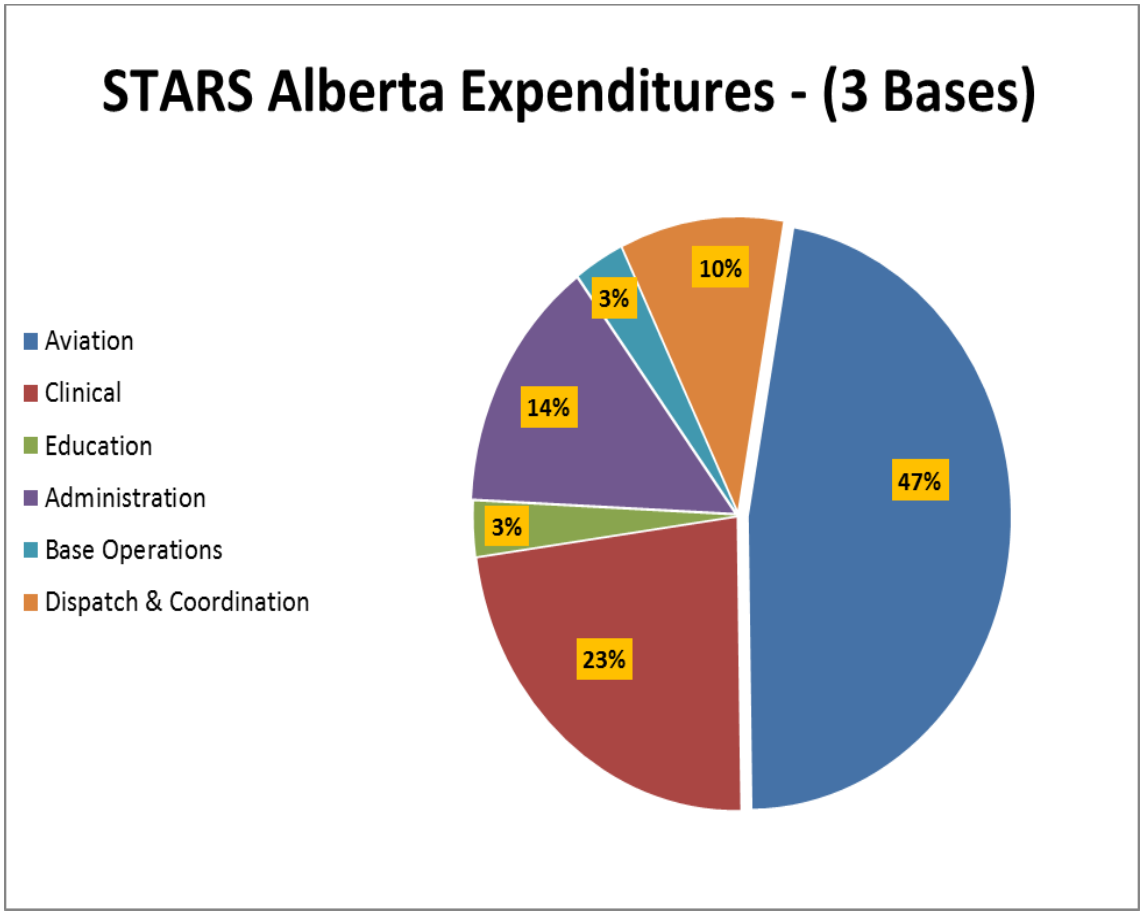

STRATHCONA COUNTY

Mission Review

Mission Breakdown	2010	2011	2012	2013	2014	2015	2016	2017	TOTAL
Near Ardrossan	1	2				1			4
Near Beaumont						1			1
Near No. Cooking Lake	3		2	2		2		1	10
Near Fort Saskatchewan						1		2	3
Near Josephburg		1					1		2
Near Sherwood Park	6	18	5		2	2		2	35
Near So. Cooking Lake	1	1	1	1					4
TOTAL	11	22	8	3	2	7	1	5	59

OUR NEIGHBORHOOD

Averaging 2 missions every week

Mission Breakdown	2010	2011	2012	2013	2014	2015	2016	2017	TOTAL
Strathcona County	11	22	8	3	2	7	1	5	59
Edmonton & Area	18	14	7	13	6	6	2	4	70
Fort Saskatchewan	17	13	11	9	10	1	0	2	63
Beaver County	23	14	22	21	18	15	27	23	163
Lamont County	8	8	9	12	8	11	14	8	78
Leduc County	35	25	29	28	37	10	14	11	189
Sturgeon County	23	27	37	31	26	33	16	17	210
TOTAL Average 104 per year	135	123	123	117	107	83	74	70	832

Municipal Leaders

B.C. - Peace River Regional District (7)

90% Rural Municipalities
- Up to $65 per capita
- Up to $200K per year

Urban Municipalities
- $2 - $5 per capita

Sturgeon Lake Cree Nation

Generating $1.7M per year (rural & urban)

STRATHCONA COUNTY

Thank You!

For your continued partnership and support since 1992!

Ensuring safety and quality of life for your residents and Albertans

Protect and preserve STARS for today and for the future

Recognition for Strathcona County

"Our Partner in Saving Lives"