Enclosure 2

STRATHCONA COUNTY

intelligent futures

COMMUNITY FOOD LAB
DESIGN. ADVOCACY. ENGAGEMENT.

Autumn 2016

Urban Agriculture Strategy

11518060

An Overview of Urban Agriculture in Strathcona County.

This brief overview showcases the potential for urban agriculture in Strathcona County.

section 1
an overview

I

URBAN AGRICULTURE IN STRATHCONA COUNTY

A first step in implementing the Agriculture Master Plan. The Urban Agriculture Strategy is the first of six strategies to be developed in support of the Agriculture Master Plan, approved in June 2015.

PAGE 2

II

FRAMEWORK & PROCESS

The Urban Agriculture Strategy was developed through a three-phase process and supported by a major public engagement effort in 2016.

PAGE 7

III

TAKING ACTION ON URBAN AGRICULTURE

In these pages, you will find the urban agriculture vision, goals, strategy areas and actions. These key steps that take the County to its desired future of growing food, relationships and the economy.

PAGE 9

IV

GETTING TO WORK

All of the actions identified in this section are to be initiated or completed within three years after approval of the Strategy.

PAGE 29

section 2
a comprehensive guide

PAGE 31

appendices
a | b | c

PAGE 91

I.

Urban Agriculture in Strathcona County.

A first step in implementing the Agriculture Master Plan.

Urban agriculture is the practice of cultivating food in an urban area. It can be growing fruits, herbs and vegetables, or raising animals. It's a growing trend in North America as communities look for ways to increase food security. It supports local, alternate choices to the traditional food system, and allows communities to grow niche foods.

The Urban Agriculture Strategy is the first of six strategies to be developed in support of the Agriculture Master Plan, approved in June 2015. The subsequent strategies to follow include: Land Use and Development; Governance; Food and Agriculture Sector Development; Agri-Tourism; and Agriculture Master Plan Review.

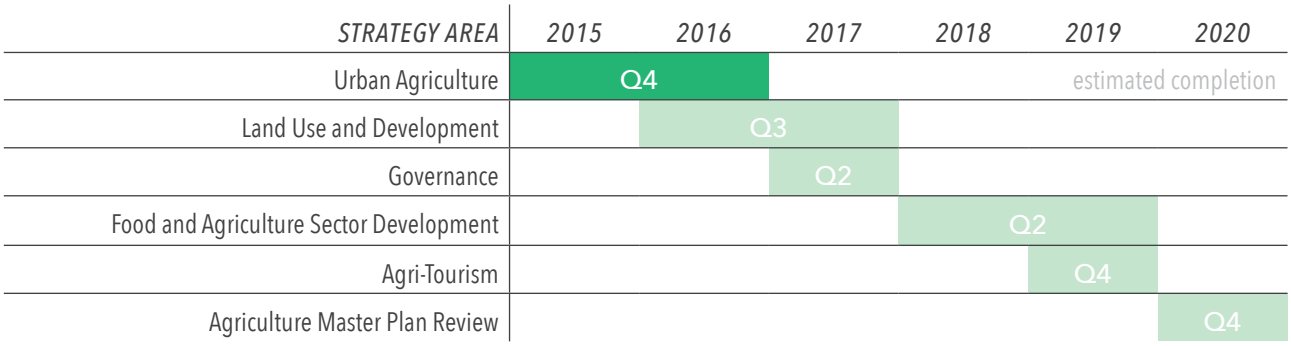

Where does the Urban Agriculture Strategy apply?

Direction from the Urban Agriculture Strategy is specific to the urban areas of Strathcona County: Sherwood Park, Ardrossan, Collingwood Cove, South Cooking Lake, Half Moon Lake, Josephburg, Antler Lake, Hastings Lake, and North Cooking Lake.

Although the Strategy may impact those living and working across the County, the application of specific actions will be aimed at these urban centres as they have no existing policies to govern the growing, making and distributing of local food and agricultural products.

THE URBAN AREAS

71.6 km^2

Sherwood Park

POP. 68,782 (2015)
72% COUNTY POPULATION

1.5 km^2

Ardrossan

POP. 412 (2015)
0.43% COUNTY POPULATION

2.7 km^2

Collingwood Cove

POP. 360 (2015)
0.38% COUNTY POPULATION

3.4 km^2

South Cooking Lake

POP. 302 (2015)
0.32% COUNTY POPULATION

0.9 km^2

Half Moon Lake

POP. 195 (2015)
0.20% COUNTY POPULATION

2.5 km^2

Josephburg

POP. 117 (2015)
0.12% COUNTY POPULATION

0.4 km^2

Hastings Lake

POP. 87 (2015)
0.09% COUNTY POPULATION

0.6 km^2

Antler Lake

POP. 68 (2015)
0.07% COUNTY POPULATION

0.3 km^2

North Cooking Lake

POP. 59 (2015)
0.06% COUNTY POPULATION

The benefits of urban agriculture

Urban agriculture is about much more than food. While growing food in our urban service areas is part of this strategy, the potential benefits of urban agriculture extend well beyond into our relationships, our health and our knowledge of the food system.

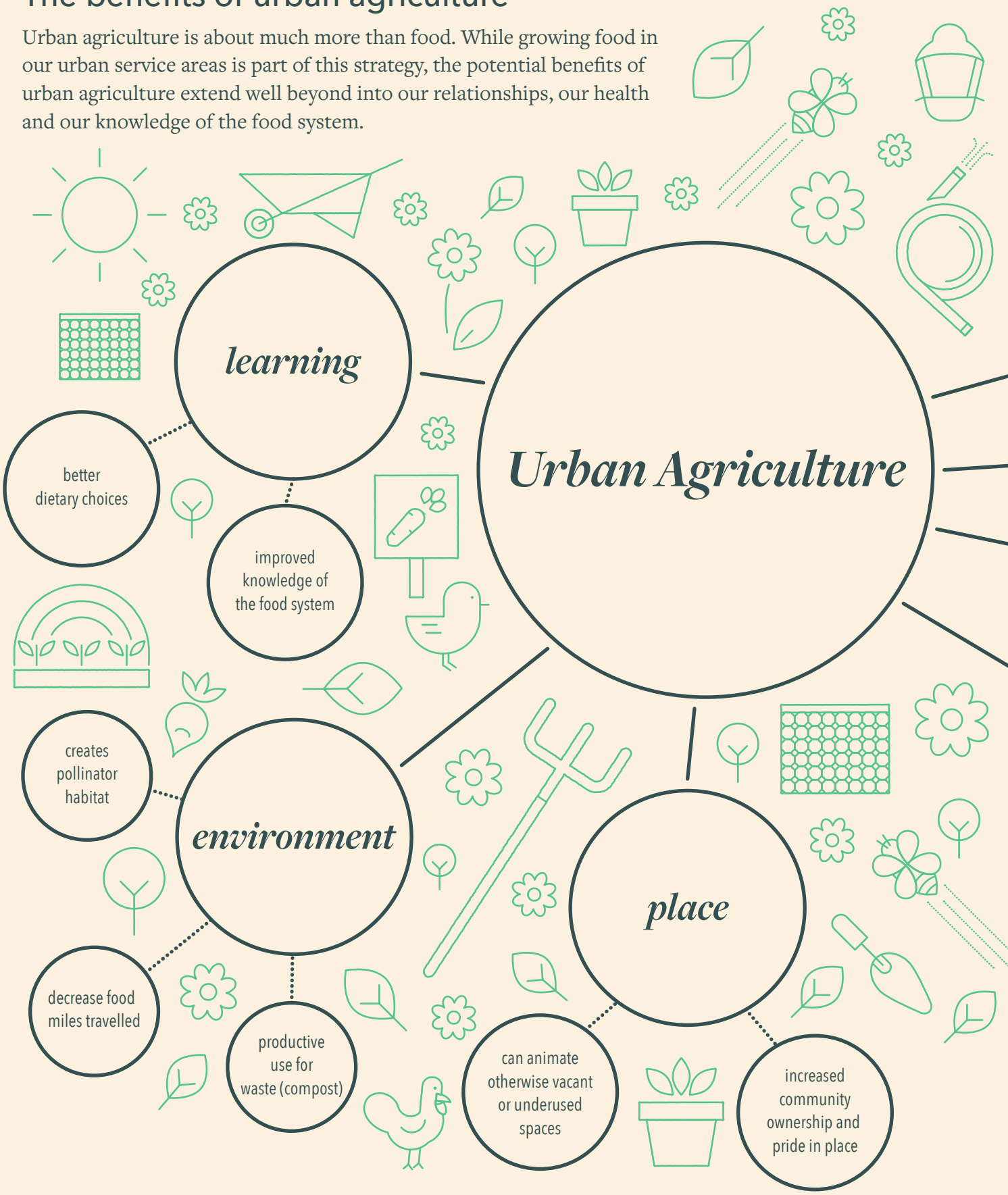

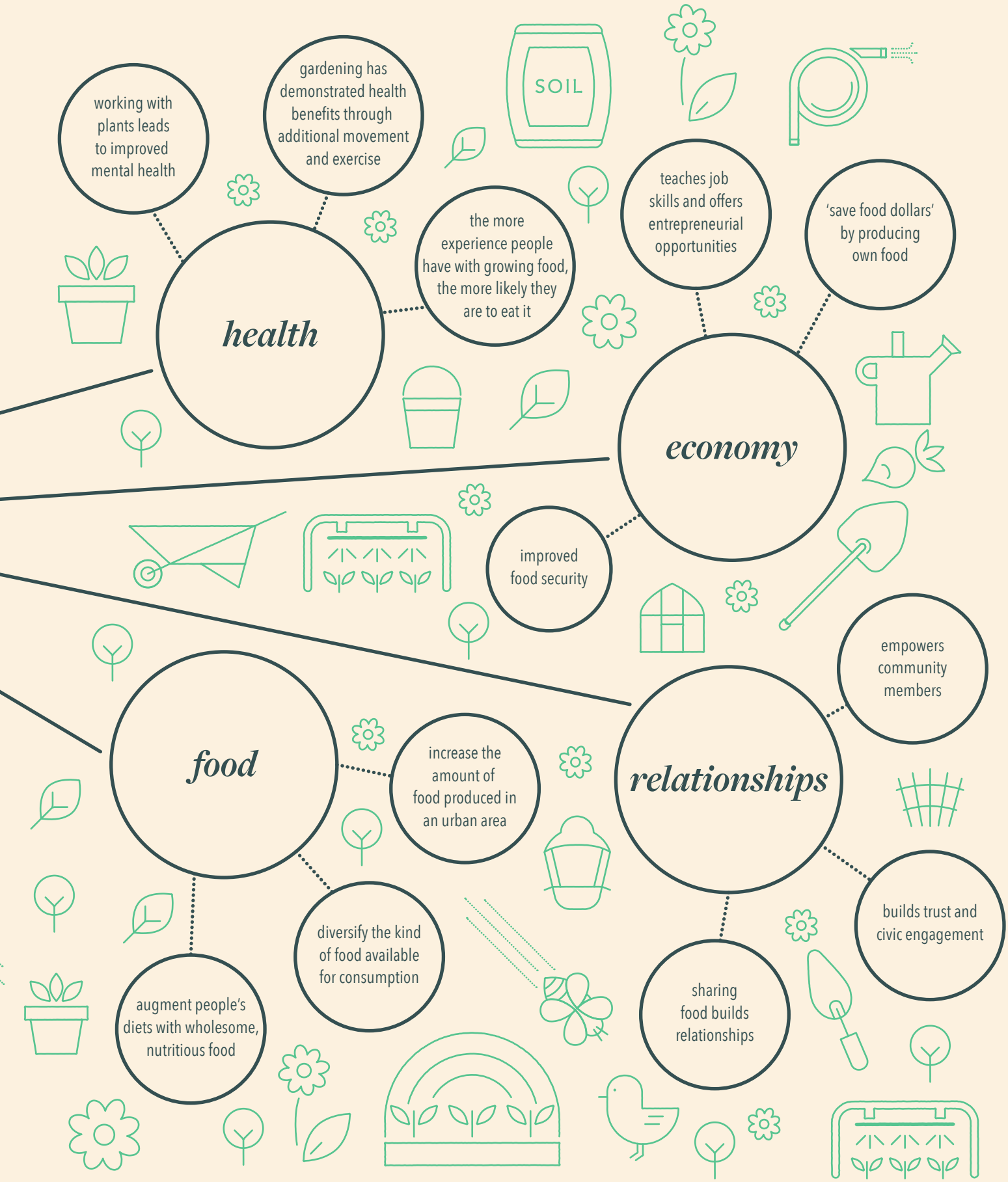
SOIL
health
working with plants leads to improved mental health
gardening has demonstrated health benefits through additional movement and exercise
the more experience people have with growing food, the more likely they are to eat it
economy
teaches job skills and offers entrepreneurial opportunities
'save food dollars' by producing own food
improved food security
food
augment people's diets with wholesome, nutritious food
diversify the kind of food available for consumption
increase the amount of food produced in an urban area
relationships
sharing food builds relationships
builds trust and civic engagement
empowers community members

II.

Framework & Process.

The Urban Agriculture Strategy was developed through a three-phase process.

THE BIG PICTURE EXPLORE + ASSESS FEB - JUNE 2016	Establish context for urban agriculture within the County. Identify best practices throughout North America. Develop a vision for urban agriculture through extensive community engagement.
THE COUNTY CONTEXT SYNTHESIZE JULY - AUG 2016	Engage key implementors of urban agriculture in the County. Script critical moves to realize the vision for urban agriculture.
FOCUSED ACTIONS APPROVAL SEPT - NOV 2016	Engage the community and project leadership on a draft strategy. Develop an actionable, strategic urban agriculture strategy for the County.

PROCESS PHASES

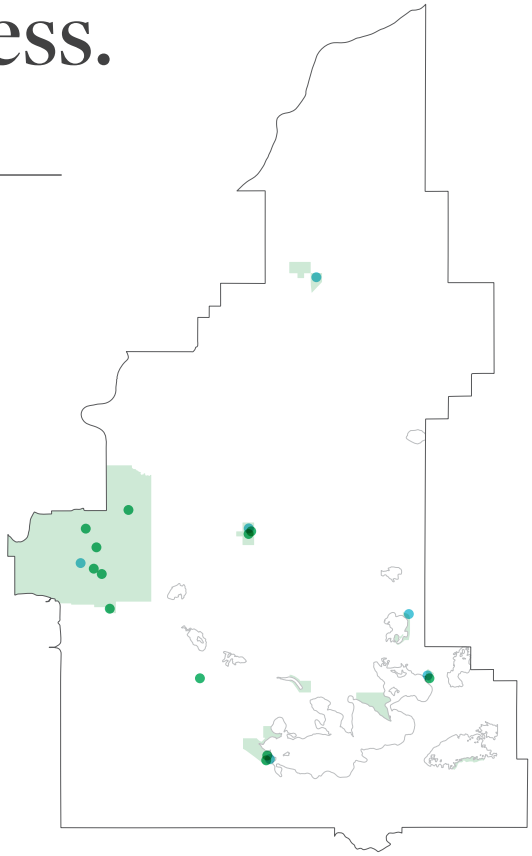

6 ROADSHOW STOPS

Antler Lake Community Hall / Ardrossan Recreation Complex / North Cooking Lake Community Hall / Josephburg Community Hall / Sherwood Park Ottewell Barn / South Cooking Lake Community Hall

12 EVENTS ATTENDED

Ardrossan Farm Safety Fair / Ardrossan Picnic and Parade / Baseline Farmers' Market / Canada Day / Deville Hall Farmers' Market / Greenland Greenhouse / Salisbury Farmers' Market / Sherwood Park Farmers' Market / South Cooking Lake Bookmobile / South Cooking Lake Seniors Potluck / Strathcona County Trade Fair / Rural Living Days

COLLECT

Ideas were gathered through the process using a number of different feedback methods:

+ Attendance at 12 community events and businesses
+ Nine open house sessions
+ Three distinct online surveys, and email
+ An idea wall at the June urban agriculture presentation
+ Workshops and interviews

INFORM

Stakeholders were informed about the process in a number of different ways, including:

+ Project posters at community buildings, including County Hall
+ A June 2016 urban agriculture presentation at County Hall
+ The project website
+ Advertising, media and social media (Facebook, Twitter)
+ E-Newsletter

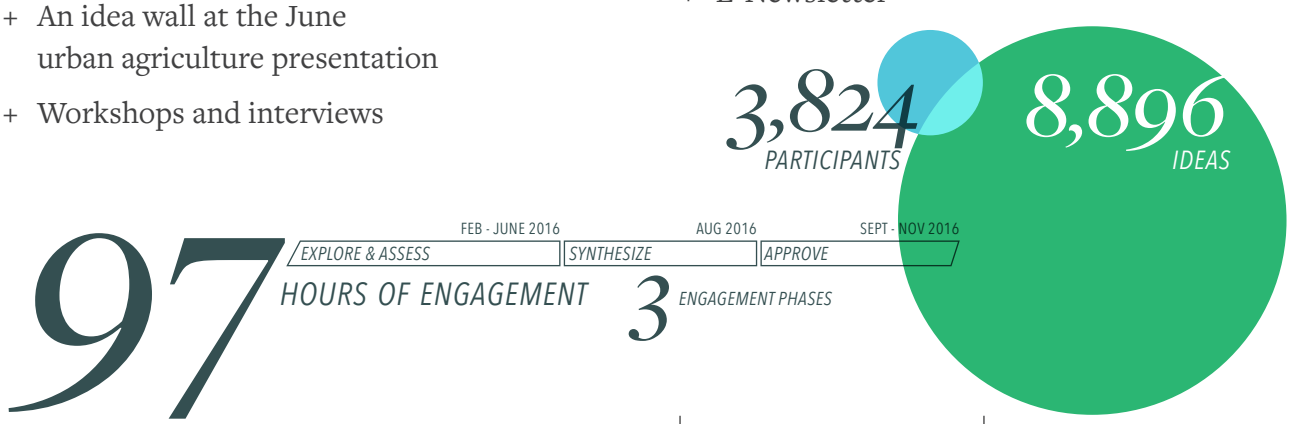

FEEDBACK CHANNEL		PARTICIPANTS	IDEAS
Attendance at events and businesses		979	949
Roadshow open houses		45	119
Online	Survey 1	161	184
	Survey 2	1051	7456
Workshops		9	188
Interviews		10	--
APPROVE PHASE Open Houses		102	--
APPROVE PHASE Online Survey		1469	--
TOTAL		*3824*	*8896*

III.

Taking Action on Urban Agriculture.

The Urban Agriculture Strategy is a living document, built using a robust framework for action.

In the following pages, you will find the urban agriculture vision, goals, strategy areas and actions. The contents are a series of key steps that take Strathcona County from its current reality to its desired future of growing food, relationships and the economy.

Progress in each action, as outlined in the plan's strategy areas leads to new, long term actions. This incremental approach towards an urban agriculture strategy and implementation will allow Strathcona County to work towards the realization of the long-term vision by breaking down emerging challenges into manageable pieces.

A detailed overview of the strategy areas and actions can be found in Section 2 of this document.

Urban agriculture is easily accessed and seen in Strathcona County; it contributes to creating a healthy, livable community by helping to grow food, relationships, and economy in our community.

THE VISION

GOALS

+ Build a sense of community, identity, and place
+ Bring people together
+ Connect urban and rural communities
+ Build food literacy and awareness
+ Support local economic development and entrepreneurship
+ Expand food production
+ Build shared leadership
+ Reflect Strathcona County's natural history

STRATEGY AREAS

a. Community Gardens
b. Public Agriculture and Edible Landscaping
c. Urban Farms
d. School Agriculture Program
e. Urban Livestock - Chickens, Pets, Bees
f. Home Gardens
g. Education and Coordination

ACTIONS

1. Include "community garden" as part of the definition of "park" in the Land Use Bylaw.
2. Develop a community garden policy.
3. County promotion and support for independently organized community gardens.
4. A County-led community garden initiative, with the County providing public land access.

Community gardening is the practice of growing and raising food in a shared garden space for direct consumption.

These gardens help build community relationships, a sense of place, and healthy lifestyles while addressing food insecurity and promoting local eating. The land for these gardens can be publically or privately owned, and can be managed as individual allotment plots or as a communal effort of growing and harvesting.

In addition to allowing community members space to grow their own food, community gardens can support a wide range of activities, programs, and partnerships. Garden education, community events, and pop-up cooking classes are natural fits for community gardens. Partners in successful community gardens can range from local government and community organizations to non-profits, churches, schools, youth groups, and senior centres.

Actions

1

Include "community garden" as part of the definition of "park" in the Land Use Bylaw.

Including “community gardens” in this definition will create greater clarity and encouragement for potential garden organizers through planning language.

2

Develop a community garden policy.

A new policy will help guide decision-making on the location, placement and activity of community gardens. This will help to prevent misunderstandings and conflicts as interest in community gardening increases. A policy will also help clarify the County’s involvement and the purpose of new public and private gardens.

3

County promotion and support for independently organized community gardens

County resources can be invested as a way to support independently organized community garden planning, installation, and operations. Independently organized gardens add significantly to the quality of life in Strathcona County without drawing heavily on County resources. As community gardens become a higher priority for residents, the County should explore ways to support their independent development as a low-cost, high-return investment in civic engagement and public health.

4

A County-led community garden initiative, with the County providing public land access.

A program will be created within Transportation and Agriculture Services to expand the number of public community gardens in Strathcona County. A staff position should be established to develop and coordinate strategic community garden priorities, and identify avenues to support all types of community gardens in the County.

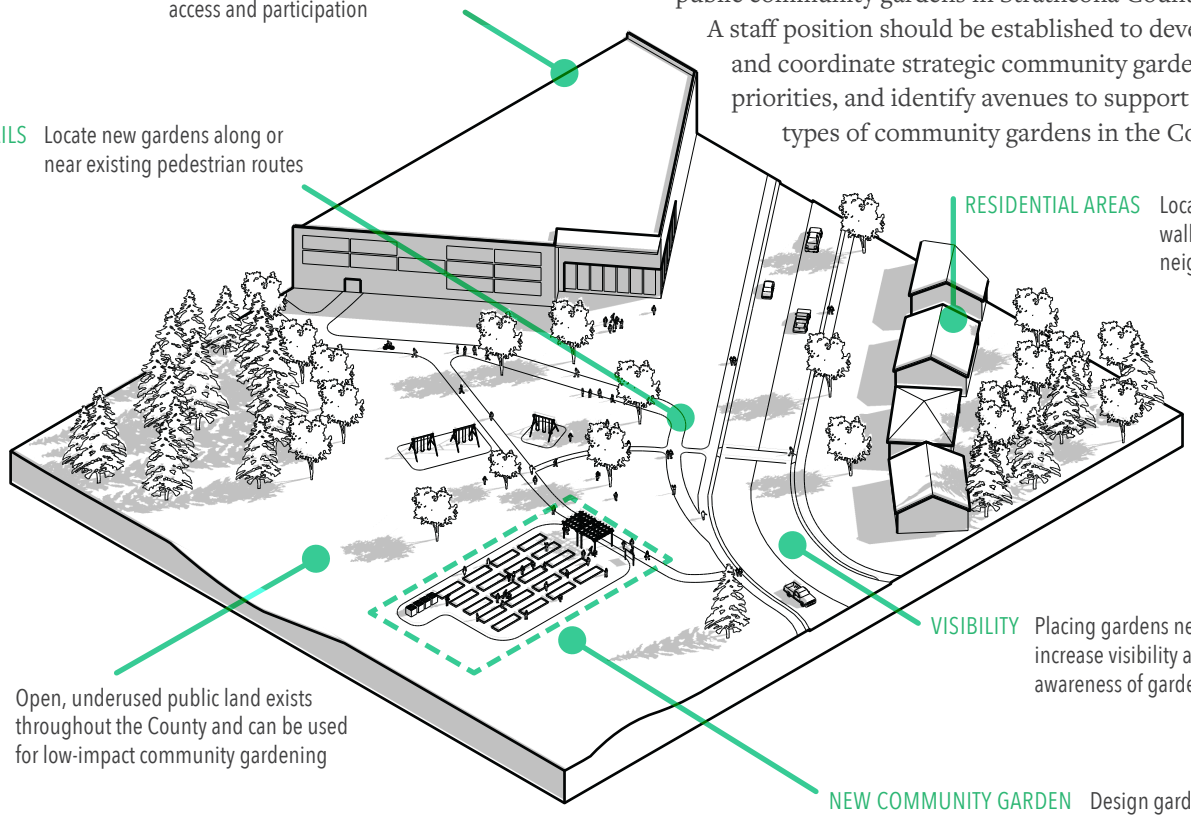

LOCATING COMMUNITY GARDENS

While independent community gardens can be successfully located in many different types of locations, a County-sponsored community garden initiative should look for key site qualities when selecting locations for new gardens.

ACTIONS

1. Include edibles in Open Space planning.
2. Mapping of edible trees and shrubs in the public realm.
3. Develop an Adopt-a-Plot initiative for edible and pollinator supporting public orchards and food forests.
4. Develop signage identifying edible plants.

Public agriculture

refers to food grown in the public spaces of a town or city, which is generally meant as a public or shared amenity.

These can be managed by any number of diverse groups. An excellent example is an urban orchard that requires relatively little maintenance, where harvest and sharing by community members is encouraged. Public agriculture projects take all shapes and sizes, limited only by imagination and access to public space.

Successful public agriculture projects typically have the following elements:

- Projects are visible and invite interaction
- Projects have oversight and management
- Food grown is for everyone (though a point person is responsible for completing the harvest)

Edible landscaping can be thought of as a category within public agriculture, though it can extend to private land as well. In this approach, the non-edible plants of an ornamental landscape are simply replaced with edibles that are equally well suited to site conditions and landscaping needs. Fruit and nut trees, vegetables, herbs, edible flowers and shrubs with berries can be combined to create attractive designs that produce food. Where public agriculture is about filling the public realm with all manner of creative food growing projects, edible landscaping is a particular strategy that replaces ornamentals with edibles.

Public agriculture can also provide important habitat for insects, birds, and small mammals. Bees, in particular, can be supported with intentional plantings of bee-forage plants within an edible landscaping program.

Actions

1

Include edibles in Open Space planning.

Create programming statements for Open Space in the Municipal Development Plan and Land Use Bylaw that adds edible plantings as a planning component of the Regional Parks will help to build integrated recreational campuses.

2

Mapping of edible trees and shrubs in the public realm.

A collective community effort to create a shared online database of publically-accessible edible trees and shrubs in Strathcona County. The platform would be developed by the County, with the community having the opportunity to share information on edible trees and shrubs in the public realm. By taking a crowdsourcing approach, greater ownership can be achieved throughout the community.

3

Develop an Adopt-a-Plot initiative for edible and pollinator-supporting public orchards and food forests.

A new program, administered by Transportation and Agriculture Services, linking community groups with appropriate, pre-selected public locations for public agriculture. This program could include spaces in parks, along trails, or around community centers.

Once linked, the community group would take on management of the site and agree to maintain the location in accordance with County needs and expectations. In this program, all harvests will be open to the public. The Adopt-a-Plot initiative should strive for visible projects that are well promoted, and work to enable interested parties to engage public spaces in proactive ways.

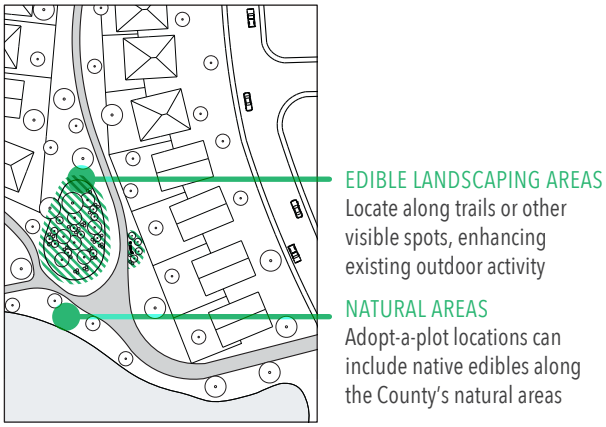

Plan view of Adopt-a-Plot example

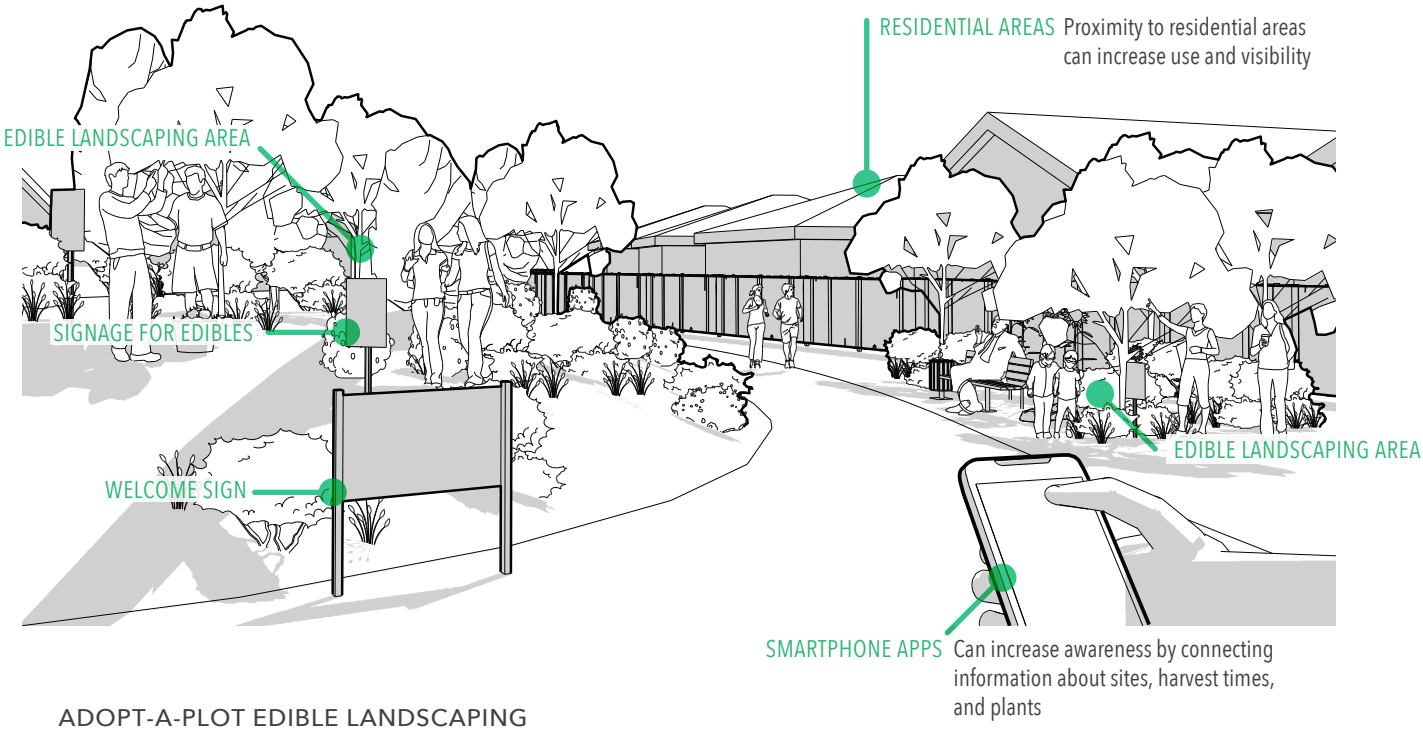

ADOPT-A-PLOT EDIBLE LANDSCAPING

Pockets of edible landscaping accompanied by clear signage can be educational and productive additions to Strathcona County's recreational spaces and natural areas.

4

Develop signage identifying edible plants.

A system of low-cost, easy to produce signs that can be located next to publically-accessible edible plants, identifying them, their uses, natural history, and harvest tips.



ACTIONS

1. Explore adding urban farming definitions to the Land Use Bylaw.
2. Develop a campaign to promote and support urban farming in Strathcona County.
3. Develop a County-supported youth farming and entrepreneurship program with a place-making urban focus.

Urban farming

is the commercial practice of growing and raising food within the boundaries of a city, town or municipality where large-scale farming is less feasible or desirable than in rural areas.

Urban conditions such as typically smaller available land area and diverse neighboring land uses mean that urban farms lean towards higher per square foot productivity, less mechanization, more focus on produce and less on livestock. Of course, creativity and innovation are the norm in urban farming, and typical scales of operation range from the individual farmer on a very small plot to capital-intensive commercial enterprises that can incorporate technologically-advanced growing methods.

This variety of methods and reliance on creativity are important, as urban farms can be located in all kinds of challenging spaces: on relatively small urban lots, on rooftops, in transportation rights-of-way, in greenhouses or even indoors and in shipping containers.

Some urban farms are built exclusively for education, training or re-entry programs. Many are built to improve food access in a specific community or to continue traditional culinary cultures. Many are for-profit ventures, relying on innovative business models and farming methods to make urban farming financially viable. For others, food justice is the reason to develop urban farms in their communities, which means improving access to fresh food for economically disadvantaged communities.



SMALL PLOT INTENSIVE FARM
Typically from 0.1 to 1 acre in size, with built up beds, hand labor and season-extending low tunnels.

CONTAINER FARM
Transportable plastic, metal, or wood containers. Allows temporary sites and parking



ROOFTOP FARM
Lightweight growing systems take advantage of unused flat surfaces and ample sunlight.

INDOOR FARM
Hydroponics and aquaponics offer highest production per area and most predictable results.

Actions

1

Explore adding urban farming definitions to the Land Use Bylaw.

An urban farming use category that provides regulation and allowance for diverse types and scales of commercial growing within the urban areas of Strathcona County.

2

Develop a campaign to promote and support urban farming in Strathcona County.

An information campaign to educate residents and potential urban farmers about the possibilities surrounding urban farming in Strathcona County.

3

Develop a County-supported youth farming and entrepreneurship program with a place-making urban focus.

A new program coordinated by Transportation and Agriculture Services to introduce youth to the activities and opportunities of urban agriculture, with the goal of empowering entrepreneurial spirit, increasing knowledge of agriculture and food, and fostering healthy behaviours.



ACTIONS

1. Foster growing opportunities at every school in the County.

2. Increase educational opportunities around urban agriculture, technology and entrepreneurship in schools.

School agriculture programs take many forms: classroom garden, growing demonstrations, community gardens, horticultural training gardens or greenhouses, vertical growing hydroponic and aquaponic systems, among others.

Among these types, different age groups and curricula can be engaged and lesson plans can be designed to minimize added teacher effort while maximizing learning outcomes. In addition to learning outcomes, of course, garden-based education can reduce behaviour problems, improve healthy food choices, increase physical activity among students, and actually lead to new entrepreneurial energy.

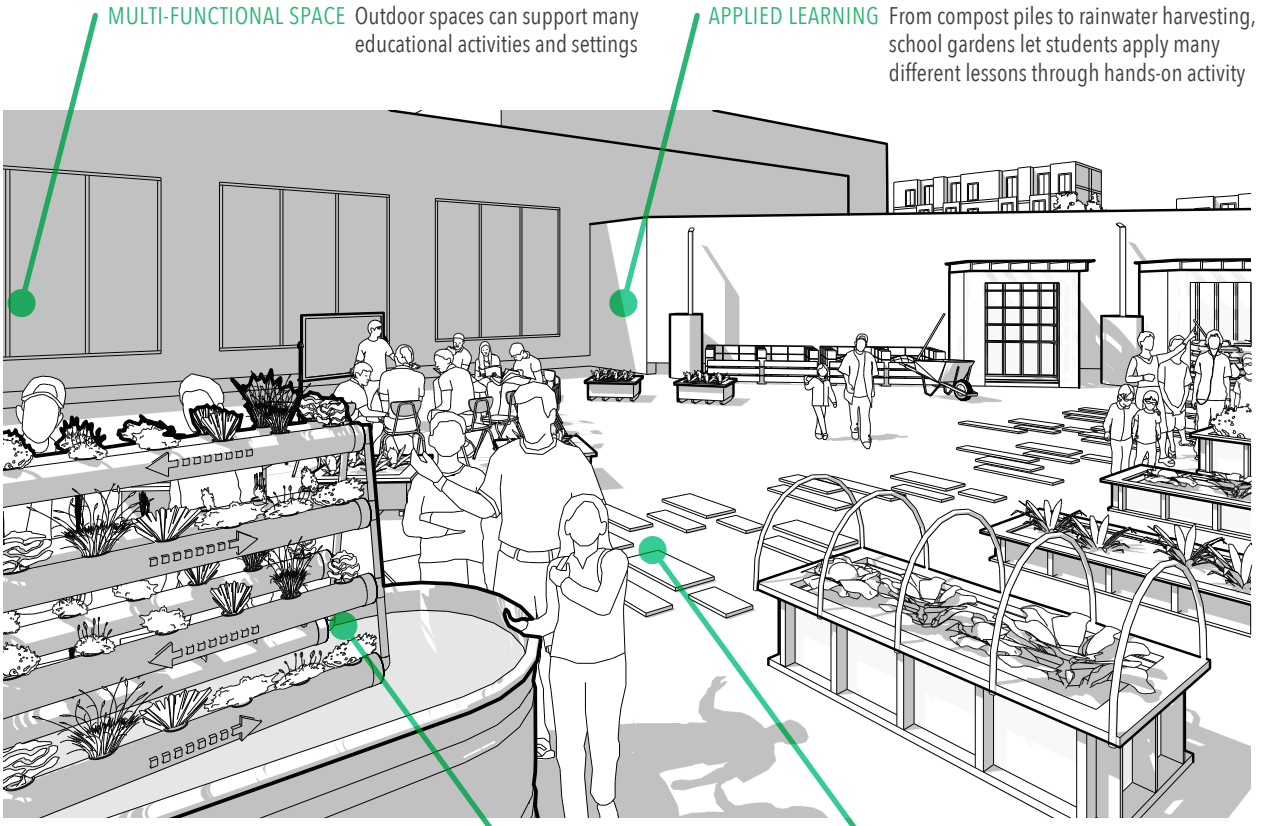

URBAN AGRICULTURE IN SCHOOLS

School gardens that incorporate ideas of urban agriculture into standard curriculum can build on existing initiatives to bring garden education to children throughout Strathcona County.

Actions

1

Foster growing opportunities at every school in the County.

Work with existing school garden leaders and the ongoing support from Transportation and Agriculture Services to compile a set of best practices and toolkit for starting new school gardens. Focus on replicating the bright spots of successful school gardens, and expanding existing momentum to reach all schools.

2

Increase educational opportunities around urban agriculture, technology and entrepreneurship in schools.

Build results-based experiential education programs that combine multiple learning areas around a core of hands-on urban agriculture projects.

ACTIONS

1. Replace current Animal Control Bylaw with new separate bylaws: revised Animal Control Bylaw and create an Alternative Pets Bylaw
2. Pilot project for urban chickens.
3. Bee Healthy: Revise planting guidelines to incorporate pollinator habitat into ornamental landscapes.
4. Bee Healthy: Amend Apiculture Bylaw to allow demonstration beehives in additional land use districts.
5. Bee Healthy: Beehives installed as demonstration projects in lower-traffic areas.

Urban livestock includes the raising of chickens, bees, rabbits, and animals such as small-breed pigs and goats.

With so many kinds of animals that can be kept for multiple purposes, the topic of urban livestock is complex. In some cases animals are used to produce food, such as eggs or honey. In some cases the animal is the food, such as rabbits or non-laying chickens. In other cases an agricultural animal bred for small size is being cared for as a pet, with no food production purpose at all.

With each type of animal different considerations come into play to create safe, nuisance-free, and humane conditions for each animal to be kept in an urban environment. Even with the best intentions, it is sometimes not appropriate for every type of animal to be kept in every urban location.

Types of neighbourhoods, key issues for residents, and planning goals all must be considered alongside health and safety concerns when making decisions to introduce livestock into urban areas.

CONSIDERATIONS: URBAN CHICKEN PILOT PROJECT

The chicken pilot program will incorporate guidelines to avoid impact on neighbors, protect public health and welfare, and support the responsible keeping of hens.

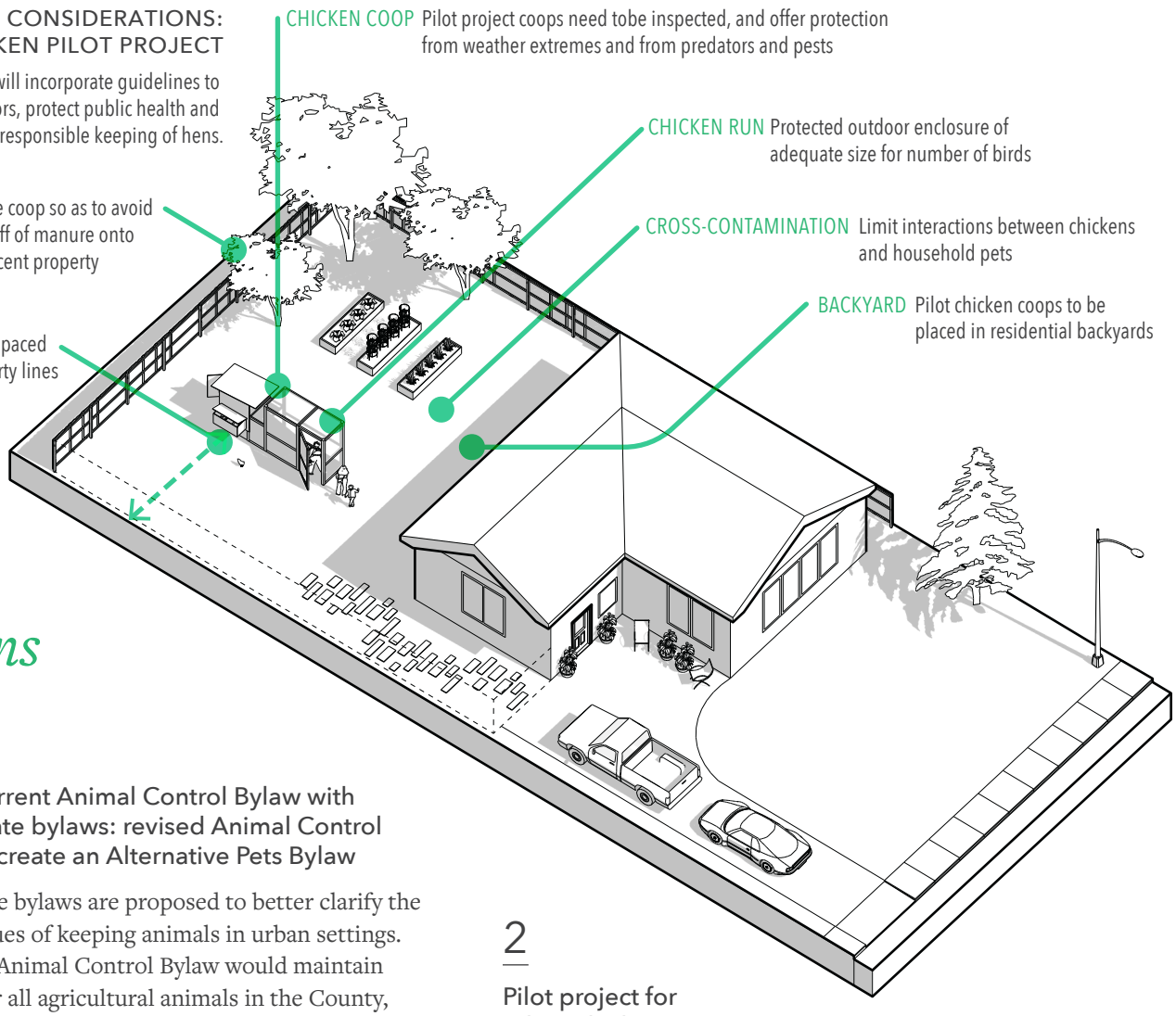

Actions

1

Replace current Animal Control Bylaw with new separate bylaws: revised Animal Control Bylaw and create an Alternative Pets Bylaw

Two separate bylaws are proposed to better clarify the complex issues of keeping animals in urban settings. The revised Animal Control Bylaw would maintain oversight for all agricultural animals in the County, including urban backyard chickens by way of a new pilot project. The new Alternative Pets Bylaw would create a new grouping of animals that include exotic pets as well as animals that are traditionally kept as agricultural livestock, but have been bred as pets and whose owners intend to keep them solely as pets, deriving no food or other animal product from them.

2

Pilot project for urban chickens.

A limited scope urban chicken program with close oversight and periodic review of performance and outcomes, used to evaluate the possibility of broad allowances to keep chickens in Strathcona County's urban areas. Chickens kept in low-density zoning districts, acreages and rural areas would not be subject to the pilot project.

3

Bee Healthy: Revise planting guidelines to incorporate pollinator habitat into ornamental landscapes.

Revise the plant lists and planting guides that are used ins maintaining Strathcona County's ornamental landscaping. This can create a significant amount of new habitat and forage for insects and birds in the County. Native plants and non-invasive exotics that are low-maintenance, attractive, and productive for insects and birds can be added to planting lists and design guidelines.

CANADA GOLDENROD

Solidago canadensis	BINOMIAL
Shallow, open flower; perennial	CHARACTER
Blooms September - November	TIME
Yellow	COLOUR
Sun, part shade; dry, moist soil	CONDITIONS
Bees, butterflies (for nectar); birds	POLLINATORS

SMOOTH ASTER

Symphyotrichum laeve	BINOMIAL
Shallow, open flower; perennial	CHARACTER
Blooms August to October	TIME
Blue	COLOUR
Fragrant	CONDITIONS
Bees	POLLINATORS

SMOOTH BLUE BEARD TONGUE

Penstemon nitidus	BINOMIAL
Deep, complex flower; perennial	CHARACTER
Blooms August to October	TIME
Pink and blue	COLOUR
Dry soil	CONDITIONS
Birds, hummingbirds, butterflies, bees	POLLINATORS

HAREBELL

Campanula rotundifolia	BINOMIAL
Deep, complex flower; perennial	CHARACTER
Blooms June to September	TIME
Blue and purple	COLOUR
Sun, (part-)shade; Sandy, well-drained soils	CONDITIONS
Hummingbirds, bees	POLLINATORS

EXAMPLE OF POLLINATOR PLANTS

4

Bee Healthy: Beehives installed as demonstration projects in lower-traffic areas.

A limited number of beehives, placed and managed by experienced beekeepers, located at select sites in the urban area as demonstration projects to provide education about bees and beekeeping, honey sales to support educational programming, and increased dialogue about bees and the threats facing them.



PLACING DEMONSTRATION BEEHIVES

Smart location of signage and demonstration hives can maximize education and public awareness on bee issues while minimizing unwanted contact with bees.

5

Bee Healthy: Amend Apiculture Bylaw to allow demonstration beehives in additional land use districts.

Review and revise the current Apiculture Bylaw to increase opportunities for urban beekeeping, beekeeping education, and the demonstration of responsible beekeeping in urban areas. This bylaw change would allow demonstration beehives (see E.4) in the urban area of Strathcona County, limiting the number and location of beehives, and allow for hives as demonstration projects that can be used to safely explore the inclusion of beehives in the urban areas.

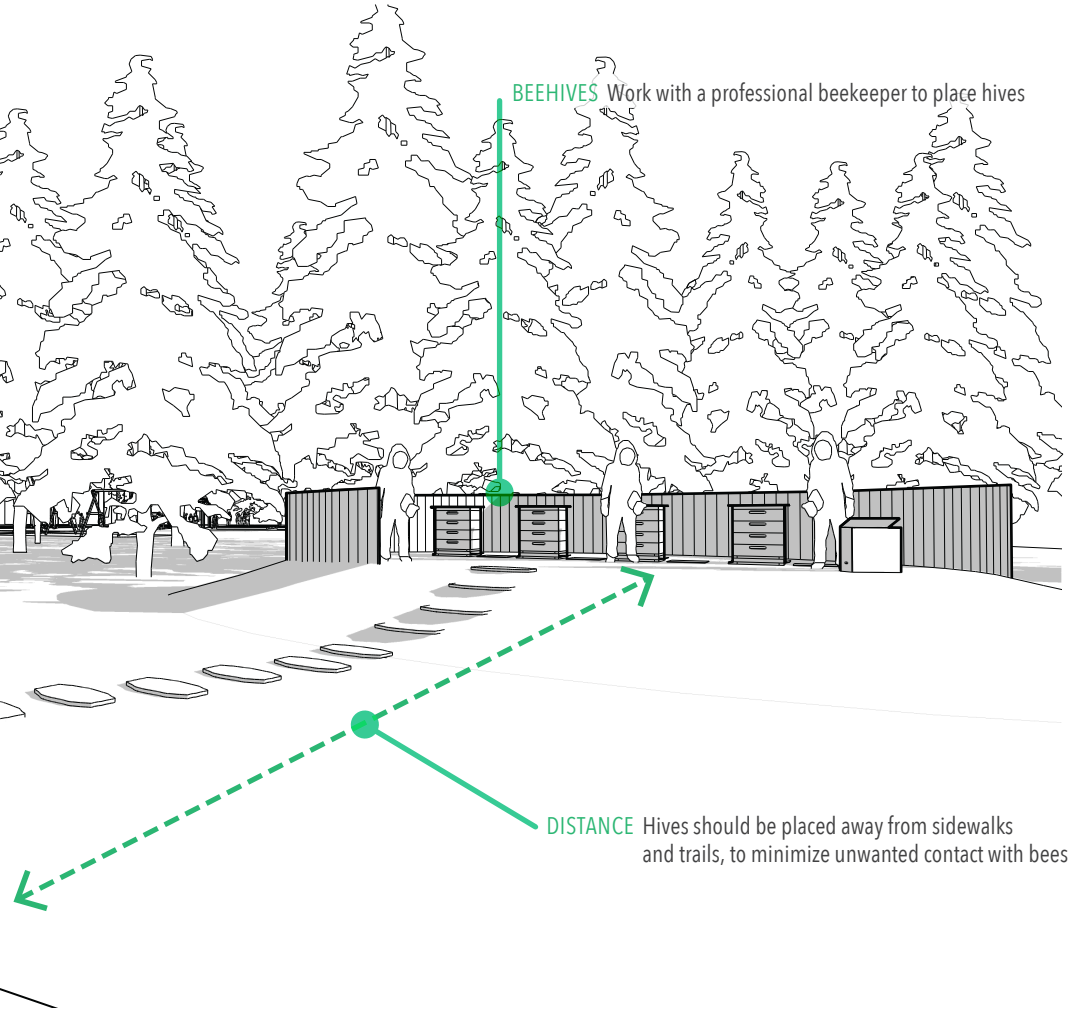

ACTIONS

1. Promotion and advocacy around residential gardening opportunities.

2. Share programs and courses on home gardening across the community.

A home garden is a small area of land or raised bed used for growing food on or around a house or apartment complex.

A home garden is typically planted and maintained by a single person or family. Home gardens can be located anywhere on a lot, depending on allowances by local bylaws or neighborhood ordinances.

Maintaining a home garden is an important aspect of urban agriculture, providing a close, daily connection to the act of growing food. Home gardens are vital in creating a full spectrum of food system participation and food literacy, and can also help a family increase its fruit and vegetable consumption, leading to better public health.

HOME GARDEN OPPORTUNITIES

Food can be grown in all areas around a house, with different considerations of neighborliness, type of gardening, and aesthetics to be taken into account in different spaces.

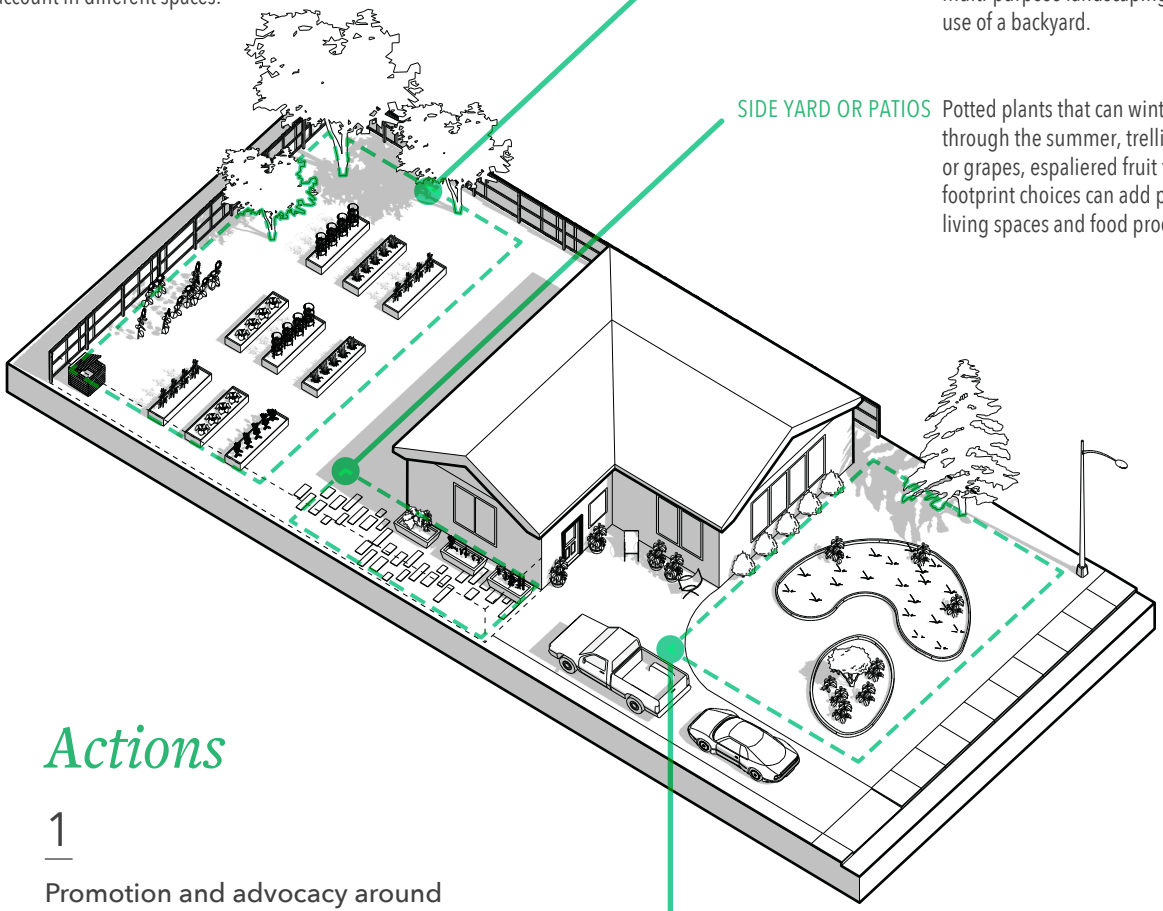

BACKYARD GARDENS Backyards are appropriate for many types of gardening, from multiple raised beds to fruit trees or hydroponics. Gardens can be integrated into multi-purpose landscaping or can be the primary use of a backyard.

SIDE YARD OR PATIOS Potted plants that can winter inside or grow herbs through the summer, trellised vines such as kiwis or grapes, espaliered fruit trees, or other small footprint choices can add personality to outdoor living spaces and food production to tight spots.

FRONT YARD GARDENS No significant restrictions exist that limit front yard gardening in Strathcona County. For front yard gardens, consider low-maintenance and attractive edible plantings that add character to the neighborhood, such as fruit trees, permaculture installations, and well-mulched vegetable beds.

Actions

1

Promotion and advocacy around residential gardening opportunities.

An informational campaign to make clear to Strathcona County residents what and where they are allowed to grow or raise on residential properties in different zoning districts in the County.

2

Share programs and courses on home gardening across the community.

Create a central resource of all garden programs, classes, and workshops in Strathcona County and the Capital Region. Make this list public, and share broadly.



ACTIONS

1. Structured stakeholder conversations on key implementation areas of the Urban Agriculture Strategy.

2. Education in all actions.

Education and coordination of action will be critical to build momentum, maintain direction, and realizing a full return on invested public and private resources.

Well conceived efforts in education and coordination will cross all of the other strategy areas, tying people, expertise, and investment together into Strathcona County-specific urban agriculture, food system, and community results.

Education efforts include work with all ages, in many different settings, about all kinds of urban agriculture areas. Many of the actions above call for education in one way or another. Within this overall strategy, education includes any sharing of knowledge, in formal classrooms or in passing conversations at a chokecherry bush along a park trail.

Coordination refers to the act of linking energy and information together. In thinking about the multi-layered system of a new urban agriculture strategy, bringing individuals and teams into productive, collaborative relationships will be essential as a way to capture the full potential of each new project.

Actions

1

Structured stakeholder conversations on key implementation areas of the Urban Agriculture Strategy.

Invite diverse urban agriculture stakeholders into facilitated working group to continue dialogue started in this strategy process, and to become an informal advisory body for urban agriculture projects and policy.

2

Education in all actions.

Create a metric of achieving at least one educational goal in each action included in this strategy.

IV.

Getting to work.

The Urban Agriculture Strategy is built upon a framework that features iterations of action, reflection and adjustment.

All of the actions identified in this section are to be initiated or completed within three years after approval of the Strategy. By identifying these initial steps, progress is made towards the vision in ways that address current gaps and lay the foundation for other activities in the future.

At the end of three years of activity, the County will evaluate and re-assess the next round of priority actions. This process creates a continuous cycle of action, learning, reflection and adjustment, ensuring that Strathcona County is continually focusing on current circumstances while keeping an eye on the long-term vision for urban agriculture.

The Context of Urban Agriculture in Strathcona County.

In order to create a made-in-Strathcona County Urban Agriculture Strategy, it is essential that the unique context of the municipality is recognized.

section 2
a comprehensive guide

A

COMMUNITY GARDENS

Community gardens are the practice of growing and raising food in a shared garden space for direct consumption.

PAGE 35

C

URBAN FARMS

Urban farms are the commercial practice of growing and raising food within the boundaries of a municipality.

PAGE 55

E

URBAN LIVESTOCK

Urban livestock includes the raising of chickens, bees, rabbits, and small-breed pigs and goats.

PAGE 67

G

EDUCATION & COORDINATION

Education and coordination of action will be critical to build momentum, maintain direction, and realize full returns.

PAGE 85

B

PUBLIC AGRICULTURE

Public agriculture refers to food grown in the public spaces generally meant as a public or shared amenity.

PAGE 45

D

SCHOOL AGRICULTURE PROGRAMS

These take many forms: classroom garden, growing demonstrations, community gardens, among others.

PAGE 63

F

HOME GARDENS

Home gardens refer to a small area of land or raised bed used to grow food on or around a house or apartment complex.

PAGE 81

section 1
an overview

PAGE 1

appendices
a | b | c

PAGE 91

Through the initial phases of the process, an analysis of the opportunities and challenges for urban agriculture was conducted.

OPPORTUNITIES		CHALLENGES
Many residents have a growing interest in local food production. This creates 'fertile ground' for developing a strategy on urban agriculture.	**Rural and urban in the same jurisdiction.** Urban agriculture and large-scale export agriculture in rural areas often do not interact or relate to one another. The unique context of the County means that both of these areas are in the same jurisdiction, meaning that food can be seen on a spectrum of action.	**Regionally-commuting workforce.** Over half of the labour force works outside of the County, with the majority of those working in Edmonton. This puts additional time pressure on those households to engage in activities such as urban agriculture.
A large population of young people. Youth can learn about food, act as champions within their households and establish a generational shift in knowledge of and interest in urban agriculture.	**A strong agricultural heritage.** Strathcona County has a strong historical and present-day agricultural heritage. This provides a great foundation for urban agriculture to thrive.	**Limited opportunity for public interactions.** Given the size of the municipality and the nature of development, there are somewhat limited opportunities for community members to gather. Urban agriculture can act as a catalyst to generate community interactions.
A municipality with resources and capacity. Relative to many municipalities, Strathcona County has a strong level of resource and a knowledgeable and progressive staff to make great things happen in urban agriculture.	**Lots of municipal land.** There is a significant amount of municipal land in the urban area of Strathcona County. This provides an opportunity to quickly and broadly implement a number of urban agriculture intiatives.	**Limited unique urban environments.** The style of development that has occurred in the urban areas of the County – Sherwood Park in particular – has been similar to most areas in North America, with limited unique characteristics to define it. Building on the agricultural heritage of the County, urban agriculture presents an opportunity to create truly unique spaces in the urban areas of the County.
Strong policy direction. With the award-winning Agriculture Master Plan, the urban agriculture work has clear direction and can fit within a broader suite of strategies		

OUR VISION FOR URBAN AGRICULTURE IN STRATHCONA COUNTY

The Urban Agriculture Strategy is the first of six strategies developed as part of the County's Agriculture Master Plan, which establishes agriculture as a long-term priority for the community. Many factors are at play within urban agriculture – from educational initiatives to practical activities like composting and gardening. But each of these elements has one factor in common: the ability to nurture the community at large.

DEFINITION

Urban agriculture is the practice of cultivating food in an urban area. It can be growing fruits, herbs and vegetables, or raising animals. It's a growing trend in North America as communities look for ways to increase food security. It supports local, alternate choices to the traditional food system, and allows communities to grow niche foods.

THE VISION FOR URBAN AGRICULTURE

The Urban Agriculture Strategy includes a clear vision for the future of agriculture in the community:

Urban agriculture is easily accessed and seen in Strathcona County; it contributes to creating a healthy, livable community by helping to grow food, relationships, and economy in our community.

GOALS

+ Build a sense of community, identity, and place
+ Bring people together
+ Connect urban and rural communities
+ Build food literacy and awareness
+ Support local economic development and entrepreneurship
+ Expand food production
+ Build shared leadership
+ Reflect Strathcona County's natural history

The impact of an Urban Agriculture Strategy is far-reaching, extending far beyond food production to enhance and enrich many areas within the community.

STRATEGY AREAS

a. Community Gardens
b. Public Agriculture and Edible Landscaping
c. Urban Farms
d. School Agriculture Program
e. Urban Livestock - Chickens, Pets, Bees
f. Home Gardens
g. Education and Coordination

The following pages in this section provide an overview of each strategy area for urban agriculture.



Community Garden

STRATEGY AREA A

CONCEPT

Community gardening is the practice of growing and raising food in a shared garden space for direct consumption. These gardens help build community relationships, a sense of place, and healthy lifestyles while addressing food insecurity and promoting local eating. The land for these gardens can be publically or privately owned, and can be managed as individual allotment plots or as a communal effort of growing and harvesting.

In addition to allowing community members space to grow their own food, community gardens can support a wide range of activities, programs, and partnerships. Garden education, community events, and pop-up cooking classes are natural fits for community gardens. Partners in successful community gardens can range from local government and community organizations to non-profits, churches, schools, youth groups, and senior centres.

ACTIONS

1. Include "community garden" as part of the definition of "park" in the Land Use Bylaw.
2. Develop a community garden policy.
3. County promotion and support for independently organized community gardens.
4. A County-led community garden initiative, with the County providing public land access.

CONTEXT

Community gardens are excellent at building community and a sense of place. In Strathcona County, and especially in fast-growing Sherwood Park, opportunities for both are needed. Community gardens are relatively low-cost, low-maintenance, and high return community amenities. They are flexible, fitting into small or oddly-shaped areas, perfect for transforming Strathcona County's underutilized public spaces for multiple community benefits.

As community gardens offer first-hand introduction to gardening and agriculture, they provide opportunities to make important connections between residents, the agricultural heritage of Strathcona County, and between multiple generations or residents.

As the Sherwood Park community grows, and more apartments and other high density housing are added to the housing mix, shared gardening spaces will increase in importance as not everyone who wants to garden will have access to a yard.

Finally, residents of the County regularly express interest in community gardens. The current system of community gardens, including public, private, and church-based gardens, is not large enough to accommodate the number of interested residents.

WHAT WE HEARD

During the initial phase of engagement, there was a great deal of interest in community gardens. Feedback from the community demonstrated widespread support, with little concern for negative impacts. Responses during the engagement on the draft plan resulted in near-unanimous support for the actions identified in this plan.

A CONTEMPORARY SNAPSHOT

There are currently five community gardens in the urban areas of Strathcona County. The map on the following page highlights the locations of these existing gardens and possible locations for future maps.

There is a significant amount of available space for community gardens. This means that space is not likely to be a limiting factor in the development of future gardens.

Current bylaws do not identify community gardens as a defined use. Assets include strong public interest, available land, effective local models, and well-documented best practices.

STRATEGY AREA : A

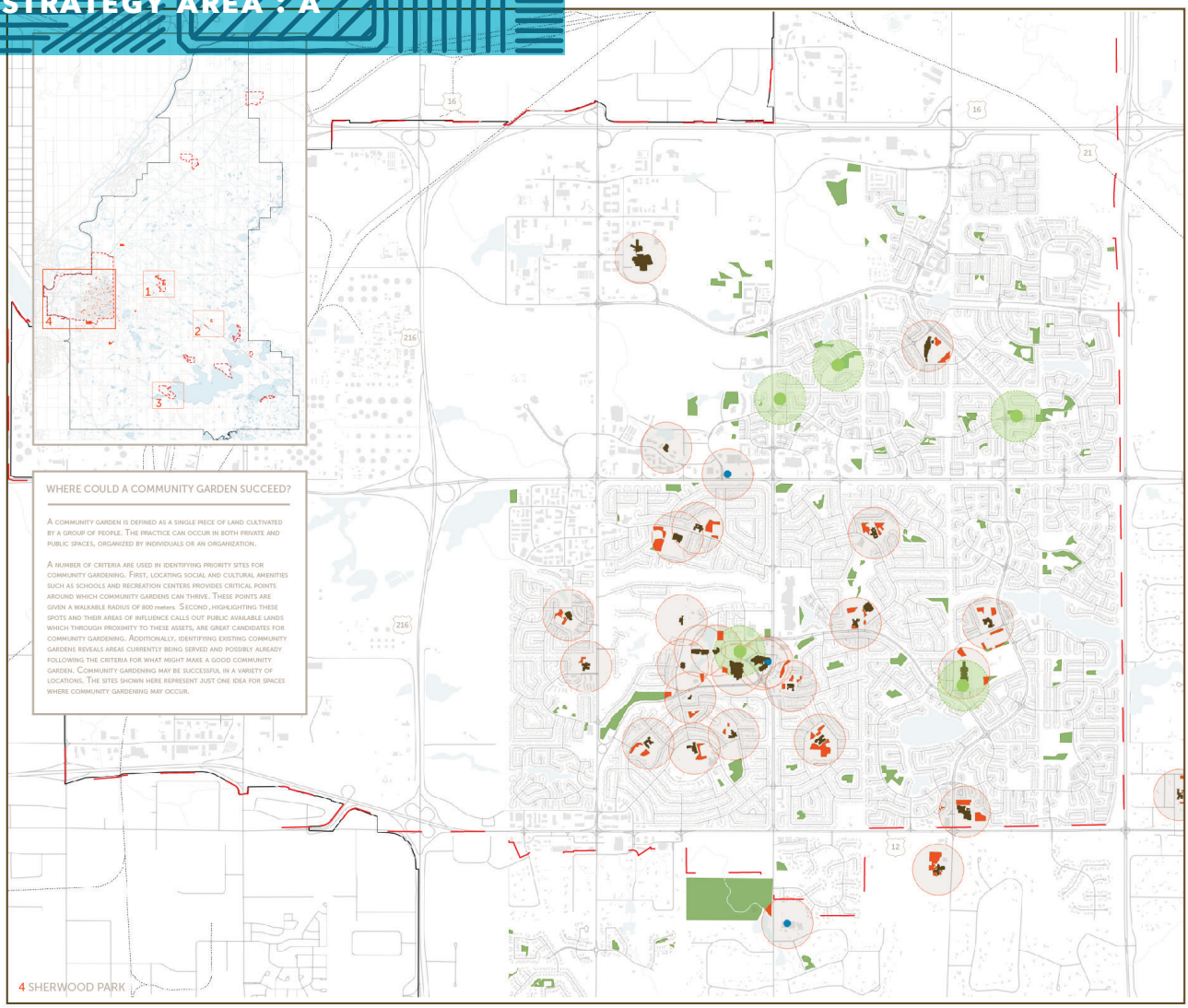

TOP. Land suitable for community gardening.

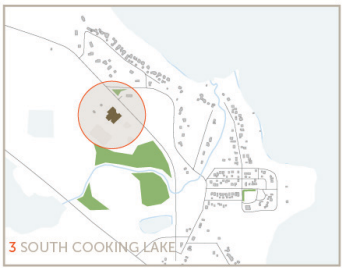

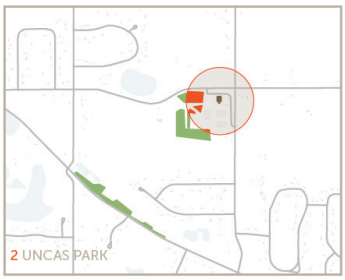

EXISTING COMMUNITY GARDEN
800 m RADIUS

CIVIC AND CULTURAL AMENITY
800 m RADIUS

PUBLIC/AVAILABLE LAND

PUBLIC/AVAILABLE INSIDE 800 m.

FARMER'S MARKET

URBAN BOUND

SCALE = 1: 1/2 km

0 .5 1 1.5 km.

SOURCES:
Open Data Canada (open.canada.ca)
Natural Resources Canada (geogratis.gc.ca)
Geographic Information System - GIS(Strathcona County
(http://www.strathcona.ca/departments/information-technology-services/gis/)

ACTION A1

Include community garden as part of the definition of "park" in the Land Use Bylaw.

Including "community gardens" in this definition will create greater clarity and encouragement for potential garden organizers through planning language.

CONTEXT

Community gardens are not specifically identified in the current Land Use Bylaw. Including "community garden" as part of the definition of "park" is a straightforward and effective approach to express the purpose of new public and private gardens.

CONSIDERATIONS

This amendment can be made as part of a regularly scheduled Land Use Bylaw update.

SUPPORTED GOALS

- Build a sense of community, identity, and place
- Bring people together
- Build food literacy and awareness
- Expand food production

FUTURE ACTIONS

- Ongoing promotion of community gardens (or community gardens efforts / initiatives / programs)

ACTION A2

Develop a community garden policy.

A new policy will help guide decision-making on the location, placement and activity of community gardens. This will help to prevent misunderstandings and potential conflicts as interest in community gardening increases. A policy will also help clarify the County's involvement and the purpose of new public and private gardens.

CONTEXT

Currently, Strathcona County supports its community gardens through the supply of resources and expertise. Each community garden is self-organized and governed accordingly. Strathcona County provides support to the community gardens in terms of assistance in acquiring soil, wood chips, and offering the services of horticultural experts if questions arise.

CONSIDERATIONS

This policy would primarily direct details of lease agreements on County park space and clarify the County's involvement. Considerations would include:

- Site access
- Signage
- Hours
- On-site sales
- Lighting
- Allowable structures and livestock

Having local experts participate in the policy development process would help develop citizen leadership.

Where community gardens are being explored on future school sites, this use will need to be considered as part of a Master Planning exercise for the eventual development of the site.

SUPPORTED GOALS

- Build a sense of community, identity, and place
- Bring people together
- Build food literacy and awareness
- Expand food production

FUTURE ACTIONS

- Ongoing promotion of community gardens, including information on the policy and opportunities for involvement

ACTION A3

A County-led community garden initiative, with the County providing public land access.

A program will be created within Transportation and Agriculture Services to expand the number of public community gardens in Strathcona County. A staff position should be established to develop and coordinate strategic community garden priorities, and identify avenues to support all types of community gardens in the County.

CONTEXT

A number of successful community gardens exist in Strathcona County, but they are too few and too widely spaced to meet the community demand and effectively support walkable communities. Interest in using public land for community gardens is high, and geographic information system (GIS) analysis has shown many opportunities to co-locate new community gardens with community centres, civic buildings, and walking trails. This can help by combining activity offerings for more users, decreasing automobile trips, and increasing the vibrancy of existing community centres. Coordination and planning will be needed to expand the community garden offerings within the County and determine appropriate County support for both public and private community gardens.

CONSIDERATIONS

There is a large amount of public land that could support community gardens. Identifying priority public sites for new community gardens will require thoughtful planning that considers compatible co-locations, walkability, distribution, site character, and visibility (to build awareness). Strathcona County should identify resources that could be made available to both public and private community gardens, such as unused public land, compost, water transport, and gardening instruction, and develop and share a clear list of available resources.

Successful community gardens need strong organizing and community buy-in. As the County scales up its involvement in community garden promotion, it must maintain focus on fostering strong community foundations for each garden. It is not enough to build garden boxes or simply open the gates to gardeners. The County should develop and implement a plan for community garden development that begins with community organizing and requires a certain threshold of community structure before committing physical resources to any new garden. Thresholds for community structure may consist of a number of committed members, a guiding plan or governance document, or other measures. In this way, community leadership builds over time.

SUPPORTED GOALS

- Build a sense of community, identity, and place
- Bring people together
- Build food literacy and awareness
- Expand food production
- Build shared leadership

FUTURE ACTIONS

- Use the community garden network as a channel for multiple resources and programs
- Invite experienced community gardeners to engage in additional aspects of urban agriculture, such as urban farming, food processing, or teaching others about gardening

ACTION A4

County promotion and support for independently organized community gardens.

County resources can be invested as way to support independently organized community garden planning, installation, and operations. Independently organized gardens add significantly to the quality of life in Strathcona County without drawing heavily on County resources. As community gardens become a higher priority for residents, the County should explore ways to support their independent development as a low-cost, high-return investment in civic engagement and public health.

CONTEXT

Independent community gardens are emerging in Strathcona County, but even as excitement grows there is real risk of community gardens failing without adequate support and guidance. By offering facilitation, design, or material support to well-organized community groups, the County can help more community gardens succeed.

In particular, independent community gardens connected with nursing homes and senior centres were identified as key opportunities for County support.

CONSIDERATIONS

Independently organized community gardens are opportunities for the County to help support valuable community initiatives and civic engagement with relatively low investment on the County's part.

A key resource that the County may be able to provide is communication capacity. Using existing communication and promotional channels, the County may help with the advertisement of opportunities to participate, event promotion, or other project needs.

For additional contributions, the County should engage representatives from individual gardens to determine the highest needs for easy-to-deliver resources that can help support independently organized community gardens. These resources could include compost or mulch delivered at low or no cost, assistance with water sourcing, educational programming, or facilitation of community partnerships to support the garden's success.

SUPPORTED GOALS

- Build a sense of community, identity, and place
- Bring people together
- Build food literacy and awareness
- Expand food production
- Build shared leadership

FUTURE ACTIONS

- Ongoing promotion of community gardens (or community gardens efforts / initiatives / programs)

Best Practices

BEST PRACTICE MANAGEMENT

Typically, community members and organizations maintain the garden managing either singular plots as individuals or the garden as a collective effort, while municipal government provides land, equipment, infrastructure (such as access to water and fencing) and municipal staff to collaborate with community organizations. The municipal staff can report back to its department about the outcomes of the initiative, which can be included in the regular communication to the municipal council regarding department updates.

BEST PRACTICE SIZING

It is recommended that one community garden per one thousand residents be considered. These are typically between 100-500 square metres (1000-5400 square feet). An individual plot ranges from 2-9 square metres (20-100 square feet).

BEST PRACTICE ACTIONS

1. Building Relationships
Partner with residents and organizations to implement and maintain the garden. Develop a working agreement with the partners to manage the community gardens to delegate the responsibilities.

2. Planning
Organize community visioning workshops to develop a community-generated mandate that can build trust and endorse buy-in. Build local government support by organizing site visits, lunch and teams, and local food luncheons with elected officials and municipal staff.

3. Obtaining Land
Identify potential plots of land by contacting land-holding institutions, such as hospitals, churches, and schools. Develop a lease agreement and collect rental fees from participating organizations, or develop land trusts.

4. Irrigating
Consider various cost-sharing models for providing access to water.

5. Provisioning
Create a traveling tool-lending library for community garden participants, including tools such as hoses, wheelbarrows, pitchforks, shovels, etc.

6. Liability
Consider community gardens under the municipality's insurance.

7. Maintenance
Provide signage around the community garden to prevent vandalism, create clear guidelines for upkeep, and establish regular meetings with the partners managing the gardens to discuss operations issues and successes.

COMMON CHALLENGES

1. *Policy*
Soil safety, water use, and accessory structure permits and regulations.

2. *Social*
Difficulty in building political and community support due to concerns involving liability and longevity of garden initiative.

3. *Economic*
Increased land values create an incentive to build housing and other commercial buildings, or sell valuable municipal assets that are underused rather than using them for gardens.

CASE STUDY Montréal Community Gardens

MONTRÉAL QC

Montréal's garden program began in 1975. There are 97 community gardens. The boroughs have managed the program since the municipal reorganization in 2002. Eighteen boroughs offer plots of land to their citizens for gardening. In some boroughs, a gardening instructor visits the garden regularly to give advice to gardeners. Some boroughs offer adapted gardens for persons with reduced mobility. Materials are also provided, supplying soil, a water source, tool sheds and boxes, tables, fences, sand, paint and flowers. Each community garden elects a volunteer committee to oversee administrative matters.

The community gardening program is especially popular with senior gardeners, age 55 and over. They are the majority in 39 gardens (and in 2/3 of the largest gardens). There is a multi-cultural presence in many gardens, and eight gardens have a majority of neither anglophone nor francophone citizens.

The gardens are very productive and have a long waiting list. Inscriptions cost $5.00 per year and solicitations are sent out in the monthly hydro bill. The City could site 12 new gardens on the basis of their waiting list of 25%.

Every gardener must agree to the rules of the garden program, such as the insurance stipulation. Insurance is provided in the City program. Gardeners are grouped in lots of 10 or 15 for insurance purposes. There is some flexibility in respect to how each garden is organized. Gardeners must grow, however, at least five different types of vegetables. They are now being allowed to grow flowers in the common areas along the fenced borders.

Many of the sites are on institutional land. Montreal relocated 12 gardens (1986-89), at a capital cost of $400,000. They estimate costs of $20,000. for the establishment of a new garden site of 90 plots. There is official community gardening zoning for 13 garden sites. 22 gardens are situated in City parks.

This is by far the largest, best-organized program in Canada, owing, no doubt, to their community development goals and objectives. They are planning strategically to improve the program.

TOP. An example of a community garden space in Sherwood Park.



Public Agriculture

STRATEGY AREA B

CONCEPT

Public agriculture refers to food grown in the public spaces of a town or city, which is generally meant as a public or shared amenity. These can be managed by any number of diverse groups. An excellent example is an urban orchard that requires relatively little maintenance, where harvest and sharing by community members is encouraged. Public agriculture projects take all shapes and sizes, limited only by imagination and access to public space.

Successful public agriculture projects typically have the following elements:

- Projects are visible and invite interaction
- Projects have oversight and management
- Food grown is for everyone (though a point person is responsible for completing the harvest)

Edible landscaping can be thought of as a category within public agriculture, though it can extend to private land as well.

In this approach, the non-edible plants of an ornamental landscape are simply replaced with edibles that are equally well suited to site conditions and landscaping needs. Fruit and nut trees, vegetables, herbs, edible flowers and shrubs with berries can be combined to create attractive designs that produce food. Where public agriculture is about filling the public realm with all manner of creative food growing projects, edible landscaping is a particular strategy that replaces ornamentals with edibles.

Public agriculture can also provide important habitat for insects, birds, and small mammals. Bees, in particular, can be supported with intentional plantings of bee-forage plants within an edible landscaping program.

ACTIONS

1. Include edibles in Open Space planning.
2. Mapping of edible trees and shrubs in the public realm.
3. Develop an Adopt-a-Plot initiative for edible and pollinator supporting public orchards and food forests.
4. Develop signage identifying edible plants.

CONTEXT

In Strathcona County, public agriculture represents an innovative opportunity to build a sense of place, biodiversity and bee habitat. It will also increase seasonal food sources that build food awareness and connect residents to the County's agricultural heritage.

There is a significant amount of available space for public agriculture, from transportation rights-of-way to managed ornamental landscapes, virtually any size plot can be utilized for growing some kind of edibles.

Diversity is a key principle of public agriculture. All kinds of projects fit underneath the public agriculture umbrella, from very small sidewalk planters to large roadside installations. Fostering innovative responses by all kinds of groups will be essential in developing community creativity, empowerment, and ownership of these urban agricultural spaces. In turn, a community filled with diverse food projects will itself become a tool for increased food literacy and a stronger urban-rural connection.

WHAT WE HEARD

During the initial phase of engagement, there was a significant number of responses that fell into the category of "growing in public open spaces." When the engagement questions were refined to dig deeper into various issues, it appeared that there was less support than initially thought. Upon digging deeper, the resistance to public agriculture was a result in lack of clarity around terms. Many of those that expressed concern felt that it was inappropriate for private farming operations to occur on public land.
As described in the introduction to this section, public agriculture is used as a shared amenity, not a private business. This highlights the need for continuing education and communication on elements of urban agriculture that are new to the County.

Responses during the engagement on the draft plan demonstrated significant support and little concern for the actions identified in this plan.

A CONTEMPORARY SNAPSHOT

There is a significant amount of available space for public agriculture and edible landscaping. The map on the following page highlights the amount of ornamental land in the County that could be considered for repurposing to public agriculture and edible landscaping.

Current bylaws do not describe public agriculture or edible landscaping. Because these would be community-oriented projects for collective harvest, the definition of Community Garden may be designed with enough flexibility to include these types, or a new land use may be defined for Public Agriculture.

STRATEGY AREA : B

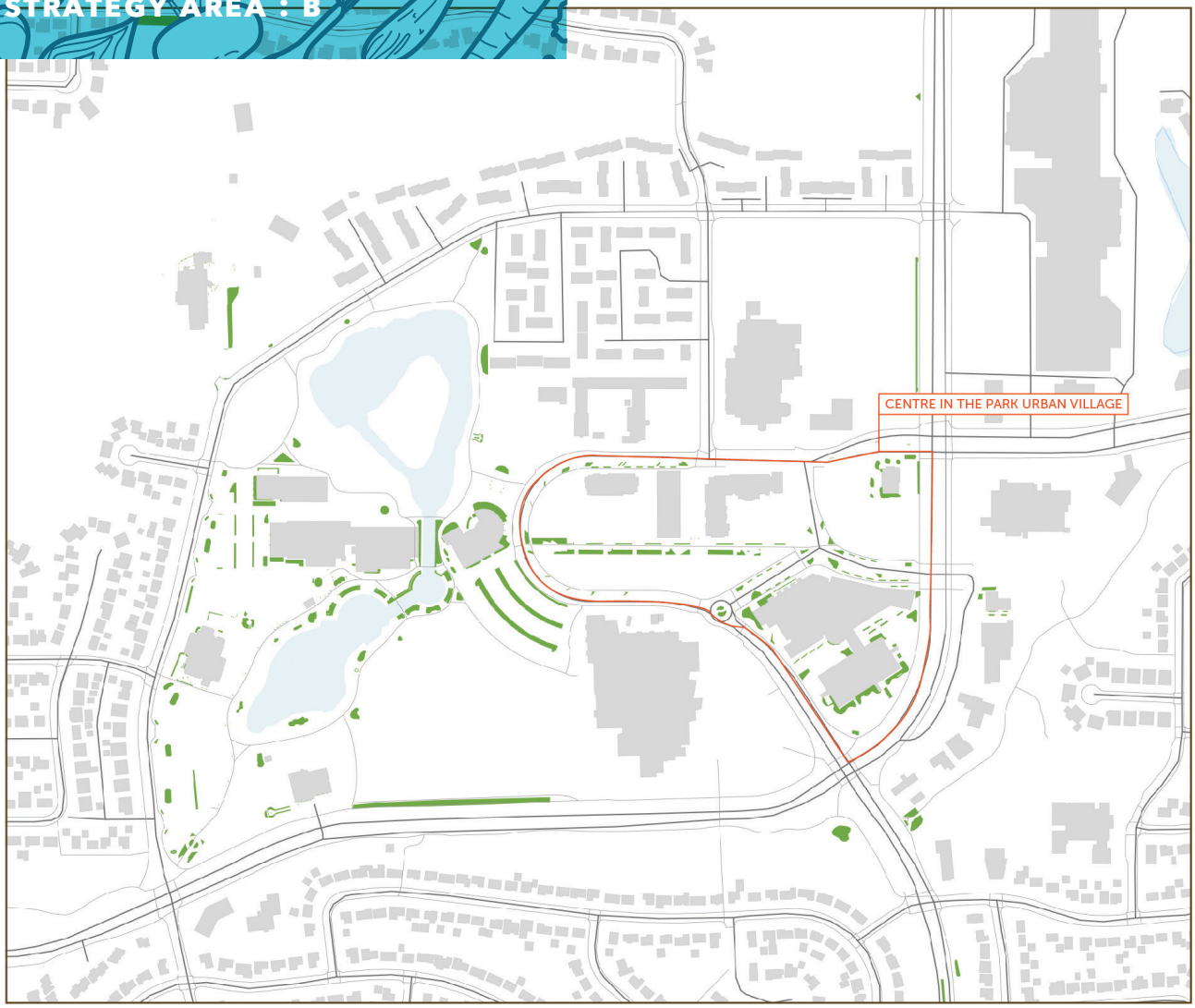

TOP. Ornamental landscaping potential.

SIMPLE CHANGES WITH BIG RESULTS

The practice of decorative landscaping for aesthetic effect around public and private buildings is prevalent in urban areas. This can occur in the form of ornamental walkways, hedges, yards or flowering trees. Strathcona County's urban center, Sherwood Park, is dotted with this type of planting.

TOTAL ORNAMENTAL LAND IN STRATHCONA COUNTY
7 ACRES

These spaces could be re-imagined as edible landscaping that is not only beautiful, but provides food for urban residents. These maps show the decorative planting in the Sherwood Park area, with a focus on the Centre-In-The-Park Urban Village, a location where a shift to edible plants would benefit not only residents but also provide an appealing draw to visitors of the local civic and cultural amenities. These are not the only locations where edible landscaping may occur. Many urban locations may benefit from beautification through planting of edibles.

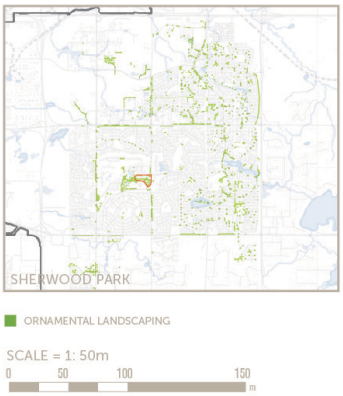

ACTION B1

Include edibles in Open Space planning.

Create programming statements for Open Space in the Muncipal Development Plan and Land Use Bylaw that adds edible plantings as a planning component of Regional Parks that will help to build integrated recreational campuses.

CONTEXT

As parks are planned, there are many opportunities to incorporate low-cost landscape programming centred on food that help establish deep integration of community uses. From community gardens to demonstration beehives or small teaching farms, many possibilities exist. As a first step in exploring food programming in parks, edible landscaping and foraging is a good place to start.

Edible landscaping, when well-designed, provides a low-maintenance addition to the recreational value of a landscape as well as increasing the productivity of the land by providing food and biodiversity. Foraging for food can be an attractive activity bringing unique visitors to a park, and can also provide a new way for visitors of all kinds to experience their park and their natural environment in completely new ways.

Additionally, edible landscapes are quite flexible in size and shape and are effective ways to activate unused pieces of land that are oddly shaped or otherwise difficult to develop.

CONSIDERATIONS

Recreation, Parks and Culture should lead this action with support from Transportation and Agriculture Services and expert community voices.

The planning process should identify opportunities for edible landscapes and foraging activities at the Master Planning phase, with implementation to be carried out by either the County, community groups, or public-private partnerships.

Where possible, edible landscaping should be located near or alongside areas of high traffic, to maximize visibility and utilization of the edible resource. Additionally, signage should be placed to explain the edible project and identify plants wherever possible.

Any public foraging should be accompanied by warnings of risk in eating wild plants and clear identification of edible plants. Where risk exists of confusing edible plants with similar-looking dangerous plants, foraging should not be encouraged. In many cases, however, this risk is small and with effective signs or educational programs, risk-free foraging can be supported.

SUPPORTED GOALS

- Build a sense of community, identity, and place
- Build food literacy and awareness
- Expand food production
- Build shared leadership
- Reflect Strathcona County's natural history

FUTURE ACTIONS

- Development of interactive parks programs involving perennial edibles, planting workshops, or harvesting basics.
- Community-led design and installation of perennial edible gardens, pollinator gardens, food forests, or other edible landscape projects.

ACTION B2

Mapping of edible trees and shrubs in the public realm.

A collective community effort to create a shared online database of publicly-accessible edible trees and shrubs in Strathcona County.

CONTEXT

Interest was discovered among some residents in expanding the opportunity for all County residents to forage from the landscape of Strathcona County, as a way to connect to natural heritage, learn about traditional foodways, supplement their diet, and build new social opportunities. A crowdsourced map that includes locations of accessible edible plants in the County could be a learning tool, an opportunity for civic engagement, and a means to get people outside and moving.

By supporting a community-led effort to map edibles, the County could help empower many positive behaviours among people of all ages.

CONSIDERATIONS

Ownership of the database and its use should be considered, as this may impact liability and the ability of the owner to encourage foraging broadly.

Ownership of plants and property laws should be respected when designing the map and instructing people on its use.

Issues of safety need to be included, especially warnings about the risk of eating wild plants. Only plants that individuals are able to positively identify as safe should be consumed, and the risk must lie with the forager to determine the plant's identification and safety.

The actual map itself could be produced as a printed brochure or poster, an online resource, or both.

FUTURE ACTIONS

- Organized harvests followed by group canning projects.
- Donations of some harvests to the food bank.

ACTION B3

Develop an Adopt-a-Plot initiative to establish edible and pollinator-supporting public orchards and food forests.

A new program, administered by Transportation and Agriculture Services in partnership with Recreation, Parks and Culture, linking community groups with appropriate, pre-selected public locations for public agriculture. This program could include spaces in parks, along greenway trails, or around community centers. Once linked, the community group would take on management of the site and agree to maintain the location in accordance with County needs and expectations. In this program, all harvests will be open to the public. The Adopt-a-Plot initiative should strive for visible projects that are well promoted, and work to enable interested parties to engage public spaces in proactive ways.

CONTEXT

Many types of groups could be interested in this program, including County employees, high school horticulture clubs, youth organizations, church groups, or permaculture practitioners. Local experts emphasized the combination of low maintenance, high educational potential, and opportunity for civic participation by diverse residents.

CONSIDERATIONS

Adopting community groups should have horticultural expertise, a mission that supports County agricultural goals, and a viable membership that will be responsible for the plot in the long term.

Creating a list of pre-approved plots throughout Strathcona County will encourage interested groups and will streamline a matching process. Pre-approved plot locations should consider site access, drainage, visibility, conflict with adjacent uses or underground utilities, conflict with future development plans, wildlife patterns, and County desire to promote community projects in certain areas.

The County should create a standard agreement template to use with partner organizations, that includes a written plan to address design and installation strategies, and a ong-term plan for maintenance, harvest, and community engagement.

County and community expertise can be combined to develop design standards, and suggested plant lists can be developed to promote successful installations.

SUPPORTED GOALS

- Build a sense of community, identity, and place
- Bring people together
- Build food literacy and awareness
- Expand food production
- Build shared leadership
- Reflect Strathcona County's natural history.

FUTURE ACTIONS

- Community-led and managed public agriculture projects on public land.

ACTION B4

Develop signage identifying edible plants.

A system of low-cost, easy to produce signs that can be located next to publicly-accessible edible plants, identifying them, their uses, natural history, and harvest tips.

CONTEXT

As an important element in any successful edible landscaping or public agriculture project, clear and informative signage are an opportunity to build continuity of the project across the County, extend the County's brand and presence as part of healthy eating and physical activity initiatives, and to enlist the energy and knowledge of community members.

CONSIDERATIONS

The process of creating, printing, and placing signs should be standardized, open to the public, easy, and inexpensive. Projects such as walkyourcity.org have pioneered low-cost public signage systems and may provide a template of design-it-yourself signs that could be filled out by community members, printed by the County, and installed by the community member that created it at the edible plant they want to identify.

Sign design and guidelines for locating signs should align with Strathcona County's standards.

Signs should include disclaimers about risks of eating wild plants, and links to resources for more information.

Sign content should include common and Latin names, illustrations of the plant, common uses, and particular natural and cultural history connections to Strathcona County.

Each sign should be mapped digitally as well as located physically, and this digital location should be made available to the public and to mappers of edible plants in the County.

SUPPORTED GOALS

- Build a sense of community, identity, and place
- Bring people together
- Build food literacy and awareness
- Expand food production
- Build shared leadership
- Reflect Strathcona County's natural history

FUTURE ACTIONS

- Expanding citizen-led signage programs to other County urban agriculture initiatives
- Themed walking or biking tours developed around edible plants

Best Practices

BEST PRACTICE MANAGEMENT

Large scale urban edible landscaping is typically maintained by organizations to take the work out of farming for others while bringing the practice of growing food into their everyday lives in both passive and active modes.

BEST PRACTICE ACTIONS

1. Working with Government
Work towards recognition of gardening as defined and approved in all zones (residential, institutional, utility and commercial). This definition should include rooftop gardens and all areas with food producing plant materials. Also move to include rooftop gardens and greenhouses as amenities eligible for increasing the floor area ratio for new developments in urban districts.

2. Planning
Recommend that the municipality continue to encourage any construction of or renovations to public buildings to incorporate rooftop gardens and edible landscaping into the overall development. Public projects like these serve as pilots to demonstrate the benefits of edible landscaping in improving social, economic and environmental wellbeing.

3. Obtaining Land
Identify potential plots of land by contacting land-holding institutions, such as hospitals, churches, and schools.

4. Getting Started
Start simply with one-to-one substitutions such as replacing an existing shrub with a fruit-bearing shrub.

5. Managing
After gardens are established, assess yields annually relative to the surrounding density to develop an adaptive strategy. Use signage to identify food-trails and bring the public awareness to produce available and grown on public urban land.

6. Distributing
Harvest yields not collected by the public and donate to the community or sell at local markets for re-investment in seed and plant purchase or equipment.

COMMON CHALLENGES

1. Rooftop Challenges
Weight of system must be within structural load limits, set-backs, and fencing are required in open-air.

2. Policy
Soil and water safety. Zoning of areas to be landscaped.

3. Physical
Heavily trafficked areas produce pollution, which could harm plants and create toxicity.

4. Social
Conventional approaches to urban landscaping tend to be ornamental rather than productive.

CASE STUDY Incredible Edible

TODMORDEN, UK

The Incredible Edible project is an urban gardening venture started in 2008 by Pamela Warhurst, Mary Clear and a group of citizens to bring people together through actions around local food. The group envisions a future where all their food is grown in the locality.

> *"If you eat, you're in!"*
> – Pam Warhurst

The group plants food crops at forty public locations throughout the village and offer locals and visitors the chance to pick their own fresh fruit and vegetables for free. From the local police station to the cemetery, from the health centre to the elderly care come (with raised garden beds at wheelchair height), in tubs on the street and in plots dug by the canal, Todmorden is embracing "local edible" with a passion.

Pam Warhust describes the public space food planting as "propaganda gardens," and a tangible expression of a set of bigger ideas about growing and eating local and fresh as well as seasonally. The gardens function with three focuses in mind, community, education and business. All the local schools now grow food, businesses have donated goods and services, shops have planter boxes, local farmers are raising more eggs and are marketing their produce as "local."

The project began with no funding, only working with sweat equity from participants. They collectively plant, grow, engage the community, produce a newsletter and manage the website. The local paper also champions their efforts, publishing their story and any developments. This press has spawned copy-cat projects throughout England and worldwide, reflecting the project's emphasis on action, replication, and visibility.

CASE STUDY Rooftop Garden at City Hall

CHICAGO, IL

Chicago's City Hall is an 11-story office building. First planted in 2000, the rooftop garden was conceived as a demonstration project – part of the City's Urban Heat Island Initiative – to test the benefits of green roofs and how they affect temperature and air quality. The garden consists of 20,000 plants of more than 150 species, including shrubs, vines and trees. The rooftop garden mitigates heat island effect by replacing what was a ballasted, black tar roof with green plants. The garden absorbs t from the sun than the tar roof, keeping the building cooler in the summer and requiring less energy for air conditioning.
The garden also absorbs and uses rain water. It can retain 75% of a 1 inch rainfall before there is storm water runoff into the sewer.

Urban Farms

STRATEGY AREA C

CONCEPT

Urban farming is the commercial practice of growing and raising food within the boundaries of a city, town or municipality where large-scale farming is less feasible or desirable than in rural areas. Urban conditions such as typically smaller available land area and diverse neighbouring land uses mean that urban farms lean towards higher per square foot productivity, less mechanization, more focus on produce and less on livestock.

Of course, creativity and innovation are the norm in urban farming, and typical scales of operation range from the individual farmer on a very small plot to capital-intensive commercial enterprises that can incorporate technologically-advanced growing methods. This variety of methods and reliance on creativity are important, as urban farms can be located in all kinds of challenging spaces: on relatively small urban lots, on rooftops, in transportation rights-of-way, in greenhouses or even indoors and in shipping containers.

Some urban farms are built exclusively for education, training or re-entry programs. Many are built to improve food access in a specific community or to continue traditional culinary cultures. Many are for-profit ventures, relying on innovative business models and farming methods to make urban farming financially viable. For others, food justice is the reason to develop urban farms in their communities, which means improving access to fresh food for economically disadvantaged communities.

ACTIONS

1. Explore adding urban farming definitions to the Land Use Bylaw.
2. Develop a campaign to promote and support urban farming in Strathcona County.
3. Develop a County-supported youth farming and entrepreneurship program with a place-making urban focus.

CONTEXT

Urban farming will be vital for bringing agricultural heritage and value for farmland into the urban portions of Strathcona County. With more farmers and local farm customers in Sherwood Park, a greater awareness of agriculture and its importance in Strathcona County should result.

Small-scale, entrepreneurial urban farmers add energy to the local economy, add vitality to local farmers markets, and serve as urban ambassadors for local food. As new urban farmers succeed, they may grow into the next generation of small or medium sized diversified farmers in rural areas of the County, helping maintain a portion of the County's rural agricultural economy.

Urban farming, as part of a growing local food movement, naturally attracts a young, creative class to a community. Attracting this demographic through urban farming opportunities or incentives could add diversity to the County's current professional class, and increase local entrepreneurship. Without looking too far afield, Strathcona County's current youthful demographic may see urban farming as an outlet for local creativity that can foster an innovative spirit and sense of community among local youth.

WHAT WE HEARD

During the initial phase of engagement, there was little identification of urban farming by the community. As the project team integrated this concept into the second round of questions during phase 1 based on a perceived opportunity, there was some support for the idea, though not an overwhelming amount. Concerns expressed were primarily around urban farm operations that dealt with livestock. Typically, urban farming focuses on produce rather than livestock, but this is a noted concern in the community.

Responses during the engagement on the draft plan - which focus on developing a foundation for the future potential of urban farming - saw general support. This demonstrates interest in the community for this relatively new kind of enterprise, but with the caveat that potential impacts should be seriously considered.

A CONTEMPORARY SNAPSHOT

There are a number of assets that are supportive of urban farming. These include available land, rooftops, public interest, market opportunity for local food, and expressed interest by business owners and agricultural experts on the importance of urban farming.

There is currently no definition for an urban farm in the Land Use Bylaw. Within the Urban Area Zoning Districts, the "Agriculture, General" land use is allowed in the IH (Industrial, Heavy) and IM (Industrial, Medium) districts.

STRATEGY AREA : C

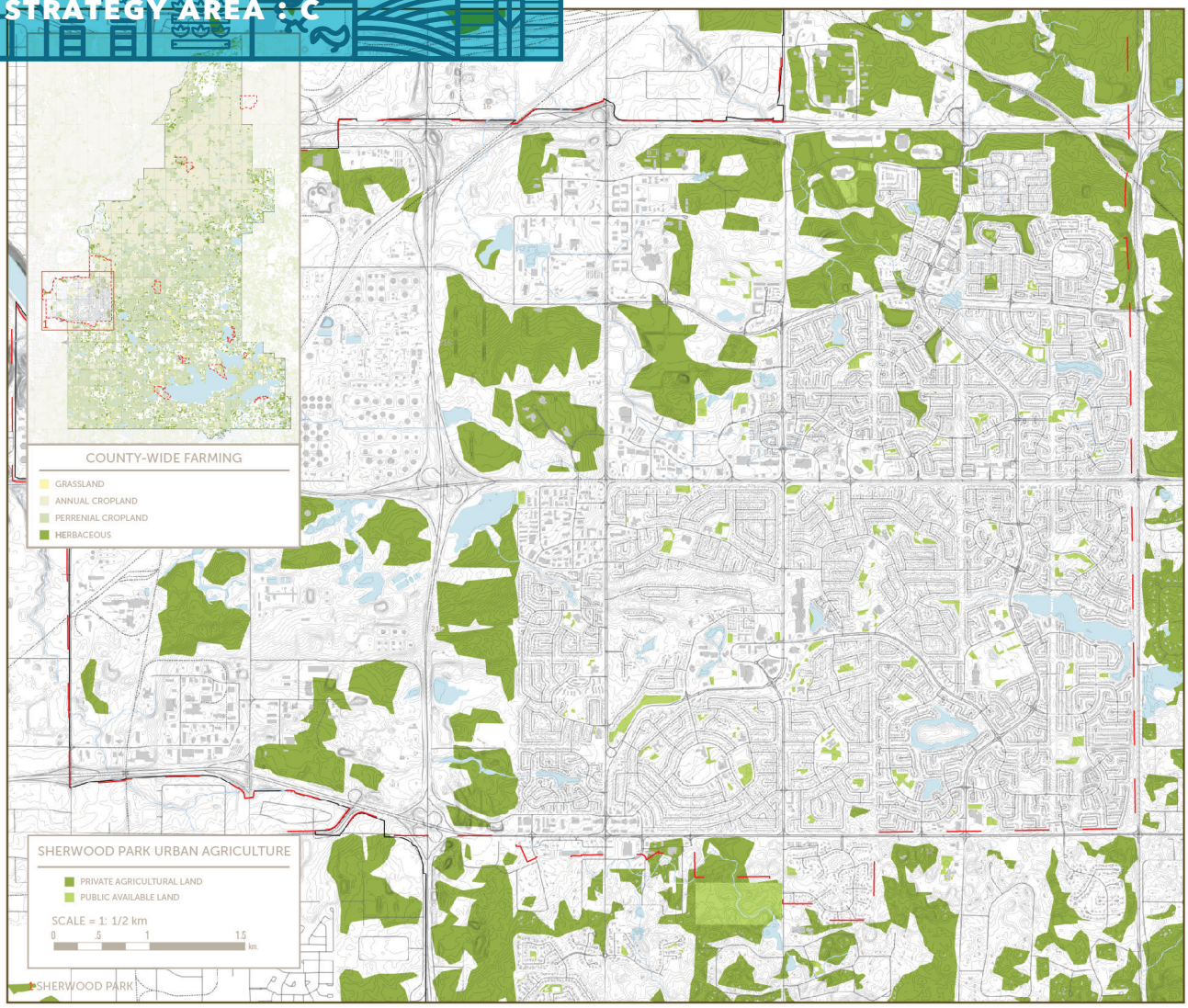

TOP. Land with potential for urban agriculture.

WHERE COULD URBAN FARMING HAPPEN?

Urban farming is the practice of cultivating edible plants for sale. This can occur in many environments and at several scales, from small half-acre inner-city plots to large peri-urban operations.

These maps show land suitable for farming, currently cultivated or otherwise. This land includes both private farmland and public available land. Some of the land shown here may be unsuitable for farming due to a variety of factors such as steep topography, distance to 1 water source, access to sunlight, etc. Assuming that only 5% of the land shown as agricultural and available is actually viable for farming, then our total farmable land in sherwood park is 61 acres.

TOTAL URBAN AGRICULTURE POTENTIAL IN SHERWOOD PARK
1,220 ACRES

WHAT IF JUST 5% OF THIS LAND BECAME URBAN AGRICULTURE?
5% OF 1,220 ACRES = 61 URBAN AG. ACRES

IF THESE 61 ACRES BECAME INTENSIVE VEGETABLE PRODUCTION
61 ACRES = $6 MILLION GROSS

AND IF THESE 61 ACRES BECAME GREENHOUSES?
61 ACRES COULD GROW 18,000 TONS OF FOOD PER YEAR

Urban farming may happen successfully in a variety of locations. Those suggested here are merely one idea for where such growing might occur.

ACTION C1

Explore adding urban farming definitions to the Land Use Bylaw.

An urban farming use category that provides regulation and allowance for diverse types and scales of commercial growing within the urban areas of Strathcona County.

CONTEXT

Local comments on urban agriculture suggested that streamlining the start-up process and eliminating potential red tape or other barriers would lead to greater interest developing in urban farming. Land use opportunities can present an invitation to new ideas and new investment. Through staff collaboration among key Departments, urban farm definitions will be a proactive measure to allow and attract appropriate outdoor, greenhouse, indoor, or rooftop farm operations to the urban areas of the County.

Many jurisdictions across Canada have explored and added urban agriculture zoning language, including the recent changes in Edmonton, where urban agriculture definitions were added to the Zoning Bylaw in 2016.

CONSIDERATIONS

A number of different subtypes for urban agriculture such as 'Urban Farm,' 'Hydroponic/Aquaponic Farm,' 'Rooftop Farm,' and 'Market Garden' can be developed to allow flexibility of commercial uses based on underlying zoning districts. Each type can expect different types of traffic, visibility, and intensity of activity, and these characteristics can be incorporated into responsible zoning district use regulations.

Work with community members through an ad-hoc task force to outline the needs and approach to urban agriculture zoning.

As with any zoning activity, care must be taken to minimize potential for nuisance, public safety hazard, or conflict with other uses. In the case of urban farms, land use conditions can be included to govern farm size, type, allowance of various structures, hours of activity, allowance of animals, and site management plans in different zoning districts.

FUTURE ACTIONS

- Promote the new land use definition in the community
- Support start-up urban farmers through partnerships or incentives
- Food and Agriculture Sector Development Strategy

ACTION C2

Develop a campaign to promote and support urban farming in Strathcona County.

An information campaign to educate residents and potential urban farmers about the possibilities surrounding urban farming in Strathcona County.

CONTEXT

During the first phase of engagement, there was a relatively small level of interest and/or knowledge about urban farming. In the initial implementation of this strategy, an important foundational step is to build an understanding about this aspect of urban agriculture.

Small-scale, entrepreneurial urban farmers add energy to the local economy, add vitality to local farmers markets, and serve as urban ambassadors for local food. As new urban farmers succeed, they may grow into the next generation of small or medium sized diversified farmers in rural areas of the County, helping maintain a portion of the County's rural agricultural economy. This aligns with other areas of the Agriculture Master Plan.

CONSIDERATIONS

An information campaign could capitalize on assets in the region, including existing youth and school groups, and the University Of Alberta Faculty Of Agricultural, Life & Environmental Sciences. It could also bring in external experts with deeper experience in urban farming.

The information campaign should be provided and distributed through a variety of channels - speakers series, online videos, toolkits and best practice reviews.

A successful information campaign to increase urban farming activity should be designed in conjunction with supportive efforts such as clear Land Use Bylaw around urban farming, access to resources, and expanding local food markets, so that the new interest and energy developed is effectively fostered into viable urban farms.

SUPPORTED GOALS

- Connect urban and rural communities
- Build food literacy and awareness
- Support local economic development and entrepreneurship
- Expand food production

FUTURE ACTIONS

- Engage interested individuals or groups about where the opportunities and barriers lie for urban farming in the County.

ACTION C3

Develop a County-supported youth farming and entrepreneurship program with a placemaking urban focus.

A new program coordinated by Transportation and Agriculture Services to introduce youth to the activities and opportunities of urban agriculture, with the goal of empowering entrepreneurial spirit, increasing knowledge of agriculture and food, and fostering healthy behaviours.

CONTEXT

Young people are a relatively large demographic in Strathcona County. Including young people not only as participants in urban agriculture but actually as leaders in new agricultural ventures will seed the conditions for generational change around food literacy, understanding and interest in farming, and the overall vibrancy of Strathcona County as a place. This is a key demographic to engage. Building on the success of school-based collaborations by Transportation and Agriculture Services, new efforts could extend to other youth organizations as potential partners.

The urban areas of Strathcona County are relatively low in community character and tend to miss an intimate sense of place. A youth urban farm centre, with gardens, retail markets, hydroponic growing as well as public art and other activity could help create a vibrant place that reflects creativity, innovation, and positive energy within the urban areas of the County.

CONSIDERATIONS

Partnering with youth organizations with clear missions and strategic plans will help maximize long-term impact, ability to connect with County youth, and overall success of the program. Partnering with farmers markets or other existing urban food initiatives may smooth a start-up phase by helping identify multi-use sites, shared costs, and increased traffic to future events and entrepreneurial activities.

Work to develop leadership and creativity among youth. Use multiple aspects of the urban food system, such as growing, processing, and selling food at markets to engage youth in planning, design, and making.

Establish a primary space to host activities and serve as a canvas for urban agriculture activities. Elements such as gardens, converted shipping containers, market sheds, kitchens, and gathering areas can be creatively configured to make an energetic, unique public space that also serves the educational and developmental needs of County youth.

SUPPORTED GOALS

- Build a sense of community, identity, and place
- Build food literacy and awareness
- Expand food production
- Support local economic development and entrepreneurship

FUTURE ACTIONS

- Urban Incubator Farm to provide growing space and technical support to start-up urban farmers

URBAN FARMING

Best Practices

BEST PRACTICE ACTIONS

1. Working with Government
Create policy to enable commercial food production as a defined use on zoned lands with appropriate limitations and mitigation strategies. Also, work to create an urban farming business license category.

2. Exploring Distribution
Examine possibilities for urban farmers to sell produce directly from an urban farm (farm gate sales) with appropriate limitations. Additionally, work to enable alternative food retail and distribution models such as community food markets, food distribution hubs and pre-approved community supported agriculture (CSA) distribution sites in locations such as community centers, neighborhood houses and schools.

3. Mindfully Managing
Create healthy soil guidelines for urban farms informed by environmental best practices. Monitor existing urban farm models and integrate new models as they emerge.

4. Engaging the Community
Foster a sense of belonging and ownership among community members by hosting volunteer days, farm tours, workshops and training, guest lectures, dinners, etc. Additionally, give back to the community by making produce available for free or at a low cost, host gleaning events, and provide assistance to neighborhood gardeners.

COMMON CHALLENGES

1. Policy
Business licensure, food safety and handling, soil and water safety, regulation of structures, regulation of livestock.

2. Physical
Identifying available growing space can be challenging in densely developed cities.

3. Economic
Labor is reported as one of the largest costs in urban farming. Farmers often struggle to pay staff and interns, and many rely solely on volunteer efforts. Revenue typically comes from a combination of sales and grants, limiting farms financially.

CASE STUDY Vancouver Urban Farming Society

VANCOUVER BC

The Vancouver Urban Farming Society (VUFS) began as an informal group of urban farmers, entrepreneurs, urban farming supporters, food security advocates, and consumers dedicated to increasing the sustainability of urban farming in Vancouver and throughout BC. The organizations supports the shared interests of urban farmers and strengthens the sector through education, advocacy, networking and business support. The organization currently coordinates with 23 urban farms in Vancouver.

CASE STUDY City Beet Farm

VANCOUVER BC

City Beet Farm is a small organic farm owned and operated by Kate Ralphs and Ruth Warren in Riley Park, Vancouver. The two trade landowners vegetables for the use of their yards and sell the rest through a fifty-share CSA program. Operating on a thriving volunteer program, City Beet Farm grows 46 different kinds of vegetables and over 150 varieties. Bicycles are the main mode of distribution, and is just a small part of the team's larger strategy for obtaining a stronger, sustainable and accessible local food system.

CASE STUDY Loutet Farm

NORTH VANCOUVER BC

Loutet Farm is located in North Vancouver, BC. A sustainable social enterprise focused on building a plant to plate food system, was founded as a partnership between North Shore Neighborhood House, the City of North Vancouver and the University of British Columbia. The project farm employs underutilized public parkland provided by the City and operates as an economically viable urban farm within a residential area. Funds generated through the sale of produce are directed back into operations of the farm while creating valuable jobs for residents. The farm also offers a range of courses centered on sustainable food production for both adults and children.



School Agriculture Program

STRATEGY AREA D

CONCEPT

Urban agriculture in schools comes in the form of classroom garden, indoor growing demonstrations, shared-use community gardens, horticultural training gardens or greenhouses, tech-enabled vertical growing hydroponic and aquaponic systems, and many other variations.

Among these types, different age groups and curricula can be engaged and lesson plans can be designed to minimize added teacher effort while maximizing learning outcomes. In addition to learning outcomes, of course, garden-based education can reduce behaviour problems, improve healthy food choices, increase physical activity among students, and actually lead to new entrepreneurial energy.

ACTIONS

1. Foster growing opportunities at every school in the County.
2. Increase educational opportunities around urban agriculture, technology and entrepreneurship in schools

CONTEXT

School-based agriculture initiatives are a strength of the County, with a number of existing school agriculture initiatives , from elementary to high schools.

Because of the relatively large youth population in Strathcona County, a robust urban agriculture strategy will need to connect with this population and capitalize on the creativity, energy and potential influence of youth. School based programs are effective at introducing a new generation to farming and agriculture, and creating the conditions for new ideas and energy around agriculture.

It is also expected that children, once excited about gardening, will carry that excitement home. As Strathcona County begins supporting different aspects of urban agriculture, the excitement of children and the resulting engagement of entire families will help bring residents to urban agriculture efforts such as community gardens, urban farms, and farmers markets.

WHAT WE HEARD

During the initial phase of engagement, the community was hopeful that an urban agriculture strategy could help to educate the community about growing food and the food system. Some of this feedback focused on involving schools. During the second stage of the initial engagement phase, the project team did not ask any questions specific to school programs, as they wanted to focus on areas that were potentially more contentious.

Responses during the engagement on the draft plan found an overwhelming amount of support for the actions for school programs, which are identified in this plan.

A CONTEMPORARY SNAPSHOT

Assets include established educational programs in schools around the County, a large youth population, and school grounds that could support innovative projects. There are existing curriculum materials available online for teachers interested in garden-based education, and well-respected models of agricultural entrepreneurship programs for older students.

There are a number of existing school agriculture initiatives in the County. These include:

- Bev Facey High School community garden; culinary arts program
- Salisbury School Garden Program. Schools in the program include: FR Haythorne Junior High; École Pere Kenneth Kearns; Mills Haven Elementary; Westboro Elementary; École Campbelltown; Holy Spirit Catholic School; Madonna Catholic School; Salisbury Composite High School; Wye Elementary School; Ardrossan Elementary; Clover Bar Junior High; Pine Street Elementary; Wes Hosford Elementary; Woodbridge Elementary

No bylaw changes would be necessary to continue building these programs.

ACTION D1

Foster growing opportunities at every school in the County.

Work with existing school garden leaders and the ongoing support from Transportation and Agriculture Services to compile a set of best practices and toolkit for starting new school gardens. Focus on replicating the bright spots of successful school gardens, and expanding existing momentum to reach all schools.

CONTEXT

School gardens have been implemented successfully at many schools in the County already. With the many demonstrated benefits that accompany school gardens, this action should be seen as a 'quick win' of simply adding resources to expand a successful model. The ongoing support of Transportation and Agriculture Services should be continued and expanded to junior and senior high schools.

CONSIDERATIONS

Different kinds of gardens and curricula can have different learning outcomes, and can foster varied experiences. When looking for best practices and bright spot programs, be sure to assess the garden's outcomes in order to replicate the kinds of gardens for the desired outcomes.

The costs of garden installation and management should be considered as part of creating a replicable model, in order to match resource levels with new programs.

Different grade levels will benefit from different types of gardens and the different types of instruction that they afford. Pay close attention to grade-level-appropriate garden spaces and curriculum.

SUPPORTED GOALS

- Bring people together
- Build food literacy and awareness
- Expand food production

FUTURE ACTIONS

- Networks of garden educators that share knowledge, resources, and progress.

ACTION D2

Increase educational opportunities around urban agriculture, technology and entrepreneurship in schools.

Build results-based experiential education programs that combine multiple learning areas around a core of hands-on urban agriculture projects.

CONTEXT

As part of the effort to engage County youth in urban agriculture, increased presence in schools by Strathcona County staff and elected officials can help build creative and innovative educational experiences.

CONSIDERATIONS

As with any new educational program, participation and leadership from teachers and administrators is vital to success.

Use successful existing models as templates for new programs, to be adapted by Strathcona County teachers, administration, and partners such as local businesses, local growers, or Transportation and Agriculture Services.

The school system itself needs further exploration in terms of staff interest, current offerings, and potential alignments between existing programs and new classes related to urban agriculture.

SUPPORTED GOALS

- Connect urban and rural communities
- Build food literacy and awareness
- Support local economic development and entrepreneurship
- Build shared leadership

FUTURE ACTIONS

- Develop school-based urban farming enterprises.
- Contribute to the development of academic concentrations or vocational programs built around urban agriculture, technology, and entrepreneurship.
- Advocate for urban agriculture into curriculum through Alberta Education.

Urban Livestock

Chicken / Pets / Bees

STRATEGY AREA E

CONCEPT

Urban livestock includes the raising of chickens, bees, rabbits, and animals such as small-breed pigs and goats. With so many kinds of animals that can be kept for multiple purposes, the topic of urban livestock is complex. In some cases animals are used to produce food, such as eggs or honey. In some cases the animal is the food, such as rabbits or non-laying chickens. In other cases an agricultural animal bred for small size is being cared for as a pet, with no food production purpose at all.

With each type of animal different considerations come into play to create safe, nuisance-free, and humane conditions for each animal to be kept in an urban environment. Even with the best intentions, it is sometimes not appropriate for every type of animal to be kept in every urban location. Types of neighbourhoods, key issues for residents, and planning goals all must be considered alongside health and safety concerns when making decisions to introduce livestock into urban areas.

ACTIONS

1. Replace current Animal Control Bylaw with new separate bylaws: revised Animal Control Bylaw and create an Alternative Pets Bylaw.
2. Pilot project for urban chickens.
3. Bee Healthy: Revise planting guidelines to incorporate pollinator habitat into ornamental landscapes.
4. Bee Healthy: Amend Apiculture Bylaw to allow demonstration beehives in additional land use districts.
5. Bee Healthy: Beehives installed as demonstration projects in lower-traffic areas.

CONTEXT

Residents of Strathcona County expressed a wide difference of opinions on this subject, perhaps reflecting the complexity of the subject. There was a great deal of support for backyard chickens, but also substantial concern.

Similarly, many people expressed interest in bees, but many others expressed concerns over keeping bees in urban neighbourhoods. Beekeeping is a generally safe practice, with successful beehives kept in urban spaces in many Canadian communities. This does not, however, mean that beekeeping should be allowed everywhere, especially where such a large number of voices have concerns, without careful consideration. Many of the concerns over beekeeping centred on hives in close proximity to children and houses, and worry over stings and allergic responses.

Keeping of any urban animals, including livestock, is an individual decision with potential impact on neighbours, especially in dense residential neighbourhoods. Potential negative impacts can be lessened through thoughtful policy and responsible animal keeping. Many benefits result from keeping different kinds of animals, from companionship to nourishment. In examples across the country, effective policies are opening the doors for urban livestock and their benefits. Not all jurisdictions have adopted policies allowing all kinds of animals, however.

The approach of this strategy area is not to advocate for one side or the other, but to find incremental steps forward that minimize negative impacts, offer avenues for involvement and learning, while developing experience-based local knowledge for the County to inform future animal policy and practice.

WHAT WE HEARD

During the initial phase of engagement, there was significant interest in bees and urban chickens. These themes ranked number 2 and 3 in the initial phase, behind support for home and community gardens. At the same time, residents also expressed concern over these issues. When digging deeper into various elements of the phase through revised questions, this pattern again emerged - significant interest and support paired with concern. This again highlights the need to explore the potential of these areas, but being mindful of the potential impacts and working to mitigate them.

Responses during the engagement on the draft plan demonstrated this pattern of support and concern yet again, although with a slight twist. The highest levels of disagreement were seen in the backyard chicken pilot program and the alternative pet bylaw. Both these action areas, however, still resulted in 72% support for the backyard chicken pilot and 70% support for the development of an alternative pet bylaw, according to participants during the final phase of engagement. The approach to bees was widely supported.

STRATEGY AREA : E

A CONTEMPORARY SNAPSHOT

The bylaw for urban livestock is the Animal Control Bylaw, which currently prohibits essentially all animals except common domesticated animals as pets from the urban areas of Strathcona County.

The Apiculture Bylaw essentially prohibits beekeeping from the urbanized areas of the County.

There is a global concern over the health of the honeybee population and its potential negative impact on food crops. Alberta has one of the healthiest bee populations in Canada, housing 283,000 honeybee colonies, which represents approximately 43 percent of the total bees in Canada.

Assets for beekeeping include a strong knowledge base among County beekeepers, a common public understanding of the importance of supporting bee populations, well-publicized best practices, and interest from many residents.

Assets for backyard chickens include public interest, a pilot program currently underway in Edmonton, and well-publicized best practices.

ACTION E1

Replace current Animal Control Bylaw with new separate bylaws: revised Animal Control Bylaw and create an Alternative Pets Bylaw.

Two separate bylaws are proposed to better clarify the complex issues of keeping animals in urban settings. These proposed bylaws are envisioned to provide flexible, comprehensive, and up-to-date regulations for domestic animals throughout the County.

The revised Animal Control Bylaw would maintain oversight for all agricultural animals in the County, including urban backyard chickens by way of a new pilot project. The new Alternative Pets Bylaw would create a new grouping of animals that include exotic pets as well as animals that are traditionally kept as agricultural livestock, but have been bred as pets and whose owners intend to keep them solely as pets, deriving no food or other animal product from them.

CONTEXT

This action is a proposed solution to a complicated set of regulatory needs: updating the Animal Control Bylaw to allow for limited urban livestock for agricultural purpose and finding a productive resolution to the issue of small livestock being kept solely as pets. The Animal Control Bylaw is due for revision, creating an opportunity for an integrated revision that takes a strategic approach to creating updated rules that respond to the changing desires and concerns for Strathcona County residents. As discussed in the What We Heard section, there is both interest and concern regarding alternative pets. The graphic below illustrates the range of feedback heard on alternative pets through the engagement process:

SUPPORTED GOALS

- Build sense of community, identity, and place
- Bring people together
- Connect urban and rural communities
- Build food literacy and awareness
- Reflect Strathcona County's natural history

FUTURE ACTIONS

- Periodic review and revision of bylaws to ensure their efficacy

THE SPECTRUM OF FEEDBACK ON ALTERNATIVE PETS

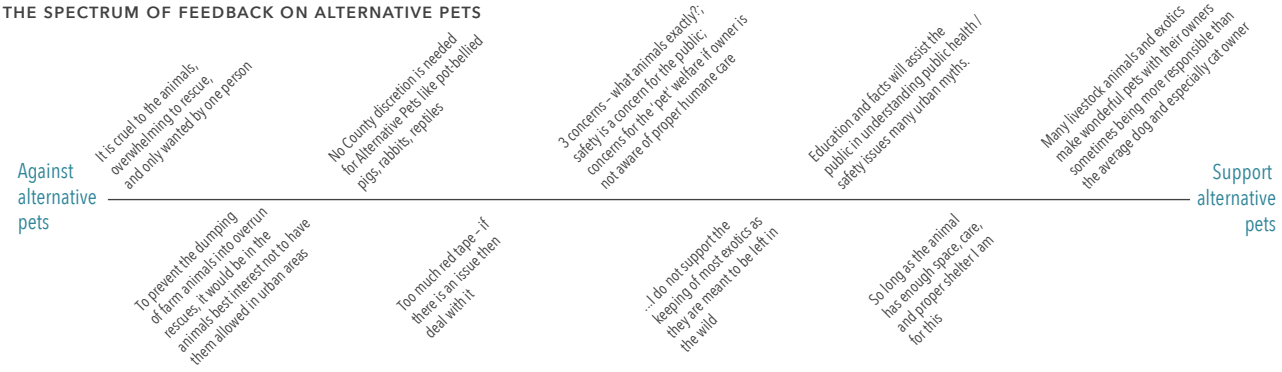

STRATEGY AREA : E

In order to address the complexity of the issue of alternative pets, a thoughtful, measured approach will be necessary in order to balance the enthusiasm and the concerns heard in the community. The graphic below illustrates the range of options that could be taken on this issue:

THE SPECTRUM OF APPROACHES TO ALTERNATIVE PETS

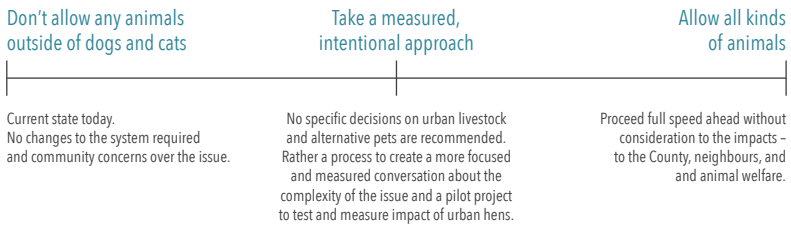

CONSIDERATIONS

The Wildlife Act, the Alberta Agricultural Pests Act, the Animal Health Act and other related federal and provincial regulations should be seen as the key starting point in developing language in these updated and new bylaws. The updated and new bylaws should not duplicate or confuse issues presented in existing applicable law.

Clear definitions of "Agricultural Animals" and "Pets" will be essential to the application of these bylaws. It is suggested that any animal that produces any physical product for human consumption or use be classified as "agricultural" and thus regulated by the Animal Control Bylaw. Any animal that is kept purely a pet, other than cats and dogs, would be regulated by the Alternative Pets Bylaw. However, following higher jurisdictional authority, no animals that are regulated by an Act would be included as allowed animals.

The Animal Control Bylaw should largely remain intact, with the following key changes:

- add clarity around its oversight of "agricultural" animals;
- add language allowing a backyard chicken pilot project in the urban areas.

The Alternative Pets Bylaw should require alternative pet owners to register their animals. The Alternative Pets Bylaw should include and govern "Exotic Pets." The Alternative Pets Bylaw should ensure that pet owners receive a list of comprehensive animal care resources, such as veterinarians and registered breeders in and near Strathcona County.

The Alternative Pets Bylaw will need to include restrictions on allowed animals to protect public health and welfare and public and private property. Prohibitions on animal species and breeds should be applied based on size, potential safety threat if an animal escapes, level of noise an animal produces, amount of waste an animal produces, and potential threat to commercial agriculture through disease vectors.

The Alternative Pets Bylaw should also require, at the discretion of the reviewing official, a site management plan describing as needed the animal's space allotment, confinement materials and construction, direction of slope, manure handling practices, location of immediate neighbours, and biosecurity precautions.

In certain instances, there may be overlap between bylaws for single species, based on whether the animal is kept for agricultural purposes or as a pet. For instance, rabbits can be raised as meat animals or as pets. Depending on the stated intention of the owner and observed care and use of the animals, the animals would be governed by either the Animal Control Bylaw or the Pets Bylaw but not by both. In the event that an owner claims the animals as both pets and agricultural animals, or claims them as pets but uses them for agricultural purposes (such as chickens for eggs or pygmy goat for milk), the rules in the Animal Control Bylaw would take precedence.

Essentially, the keeping of pets in Strathcona County should be expanded in scope, while the keeping of agricultural livestock should remain more closely regulated.

ACTION E2

Pilot project for urban chickens.

A limited scope urban chicken program with close oversight and periodic review of performance and outcomes, used to evaluate the possibility of broad allowances to keep chickens in Strathcona County's urban areas. Chickens kept in low-density zoning districts, acreages and rural areas would not be subject to the pilot project.

CONTEXT

Urban chicken keeping is growing trend across Canada, and enthusiasm around the issue has been noted in Strathcona County. At the same time that interest in chickens is high, however, there is also significant concern among residents about negative impacts of urban chicken keeping. Concerns include animal welfare with untrained owners, noise, pest attraction, manure runoff, and spread of untreated poultry disease to commercial flocks.

The graphic below illustrates the range of feedback heard on backyard chickens through the engagement process:

THE SPECTRUM OF APPROACHES TO BACKYARD CHICKENS

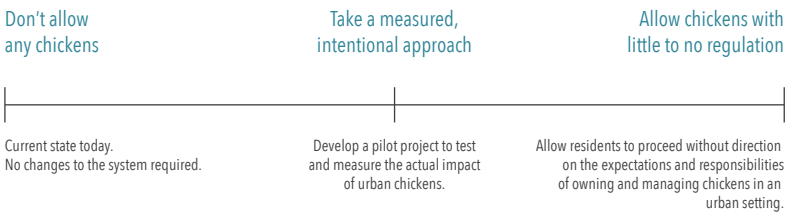

SUPPORTED GOALS

- Build a sense of community, identity, and place
- Bring people together
- Connect urban and rural communities
- Build food literacy and awareness
- Expand food production

FUTURE ACTIONS

- Review and assess the outcomes of this backyard chicken pilot program. Based on the review, decide on further implementation.

THE SPECTRUM OF FEEDBACK TO BACKYARD CHICKENS

In other municipalities, notably in Edmonton, pilot projects have proved useful as ways to trial new chicken policies before full enactment. This approach to piloting and learning is the recommended way forward, in order to balance the enthusiasm and the concerns heard in the community. The graphic above illustrates the range of options that could be taken on this issue

CONSIDERATIONS

Any chicken policies would be governed by a revised Animal Control Bylaw, and would include different allowances and requirements for chicken keeping based on zoning districts. For lots where current Animal Control Bylaw allows chicken keeping, no rule changes are suggested. This pilot project would apply to urban zoning districts where urban livestock are currently prohibited.

Suggested details of pilot project:

- Each pilot project chicken keeper should register with the County; no more than 4 hens allowed, no roosters;
- hens should be minimum of 5 months old and be sourced from a regulated hatchery;
- owners need to complete a course on chicken health and management;
- coops need to be inspected and offer protection from extreme temperatures and from predators;
- particular fully-flighted breeds should be avoided or prohibited;
- neighbors should be informed;
- potential biosecurity issues of disease reaching commercial chicken flocks should be addressed by limiting household pet interactions with backyard chickens, excluding wild birds and other animals from coop area, and requiring a simple biosecurity checklist for participants.
- pilot project participants should receive resource list for certified breeders, area veterinarians, and other resources;
- Yearly limit on enrollment, based on available resourcesat the County to deliver and monitor the pilot project.
- Require that owners obtain a premise ID number.

ACTION E3

Bee Healthy: Revise planting guidelines to incorporate pollinator habitat into ornamental landscapes.

Revise the plant lists and planting guides that are used in maintaining Strathcona County's ornamental landscaping. This can create a significant amount of new habitat and forage for insects and birds in the County. Native plants and non-invasive exotics that are low-maintenance, attractive, and productive for insects and birds can be added to planting lists and design guidelines.

CONTEXT

Ornamental landscapes are managed throughout Strathcona County, and are typically managed as aesthetic resources only. By introducing the idea of pollinator and bird habitat into the planting strategy, a virtually no cost change can result in transformation of many County landscapes into high performance integrated fabrics of sustainable biodiversity and beauty.

CONSIDERATIONS

Care should be taken to avoid plants that may attract pests.

Different planted areas are used for perennial and annual plants. Both types of plantings should be included in these revisions.

Design standards should be taken into account, and maintaining County aesthetic standards should be a priority.

Similar to the recommended edible landscaping program, a series of signage in key locations can highlight the presence of these plantings and inform the community about their benefits.

SUPPORTED GOALS

- Build a sense of community, identity, and place;
- Connect urban and rural communities;
- Build food literacy and awareness.

FUTURE ACTIONS

- Continued dialogue about positive impacts Strathcona County can have on local bee populations.
- Locating of demonstration beehives in or near large plantings of pollinator friendly plants.

ACTION E4

Bee Healthy: Amend Apiculture Bylaw to allow demonstration beehives in additional land use districts.

Review and revise the current Apiculture Bylaw to increase opportunities for urban beekeeping, beekeeping education, and the demonstration of responsible beekeeping in urban areas. This bylaw change would allow demonstration beehives (see E.5) in the urban area of Strathcona County, limiting the number and location of beehives, and allow for hives as demonstration projects that can be used to safely explore the inclusion of beehives in the urban areas.

CONTEXT

While the reactions to backyard beekeeping were mixed and somewhat polarized, the concern about bees in general and the need to support healthy bee populations tended towards consensus, with support for overall strategies to support bee health in County policy. Strathcona County residents are interested in helping healthy bees.

This proposed action is designed to encourage County policies that support bee health and public awareness, without introducing beehives to backyards, residential districts, or high traffic areas.

The current Apiculture Bylaw effectively restricts beekeeping from the urban areas by limiting permissible zoning districts. Allowing beekeeping in select urban districts will increase educational opportunities around the overall importance of bees and their current crisis, and will improve the ability of local beekeepers to take advantage of existing and proposed bee forage plants in the urban areas.

CONSIDERATIONS

This proposal is not meant to allow beekeeping in residential districts. Instead, the intention is to allow responsible beekeeping on low traffic industrial, institutional, or civic sites within the urban areas.

Conditions should apply to new beekeeping operations within the urban area, such as:

- all hives to be sited by or under supervision of a professional beekeeper;
- hives' primary use will be educational and demonstration, and secondary use can be sale of honey;
- all urban hive sites and urban beekeepers must be approved by the County.

SUPPORTED GOALS

- Connect urban and rural communities
- Build food literacy and awareness
- Support local economic development and entrepreneurship
- Expand food production

FUTURE ACTIONS

- Review and revise Apiculture Bylaw as needed.

ACTION E5

Bee Healthy: Beehives installed as demonstration projects in lower-traffic areas.

A limited number of beehives, placed and managed by experienced beekeepers, located at select sites in the urban area as demonstration projects to provide education about bees and beekeeping, honey sales to support educational programming, and increased dialogue about bees and the threats facing them.

CONTEXT

While the reactions to backyard beekeeping were mixed and somewhat polarized, the concern about bees in general and the need to support healthy bee populations tended towards consensus, with support for overall strategies to support bee health in County policy. Strathcona County residents are interested in helping healthy bees.

The demonstration project proposed here is designed to increase bee education, support bee colonies, and introduce new groups to the many issues around bees, while avoiding residents' concerns about beehives located throughout residential neighbourhoods or in close proximity to high traffic areas and people with bee allergies.

CONSIDERATIONS

Demonstration hive project should be developed in partnership with a professional beekeeper.

Hives should be located in clusters of 2 to 6 hives per location.

Locations should be away from high traffic areas, allow for group access for education, and should include a fenced or other barrier to prevent people from coming into contact with the hives without permission.

Frequent educational programming should be offered for all ages, and should be led by the beekeeper of the hives visited.

Honey produced should be sold to offset installation and educational costs.

Demonstration hive locations could be on public or private property (as Apiculture Bylaw allows), on grade or on accessible rooftops. To the greatest extent possible, demonstration hive locations should be universally accessible by people of all ability levels.

Strathcona County will have the discretion to decide where demonstration hives will be located.

SUPPORTED GOALS

- Bring people together
- Connect urban and rural communities
- Build food literacy and awareness
- Support local economic development and entrepreneurship
- Expand food production
- Reflect Strathcona County's natural history

FUTURE ACTIONS

- Expanded honey production under a collective label of Strathcona urban beekeepers.
- Continued dialogue about positive impacts Strathcona County can have on local bee populations.

Best Practices

HEN KEEPING: BEST PRACTICE HOUSING

A quality coop is essential to backyard chicken production. Layers need nest boxes - one per 4-5 birds. Chickens like to be up high, so a place to roost is important. Coops must provide protection from the weather and predators. There should be a well-insulated area with a light bulb or heat lamp for the winter months as well as ventilation for fresh air. A minimum of 3-5 square feet per bird is recommended. Hens also need adequate space to roam and should be let out daily.

BEST PRACTICE ACTIONS

1. *Clean*
Make sure hen keepers know proper care and sanitization standards for birds as well as pest control and prevent disease.

2. *Promote*
Host educational events demonstrating the benefits and ease of hen care as an extension of pet care and environmental stewardship.

3. *Gather support*
Invite local stakeholders and policymakers to see chicken coop as proof of concept.

4. *Have a plan*
Hen keepers should have a firm idea of their values and strategy for long-term hen rearing, including end-of-life considerations.

5. *Share*
Give back to the community by sharing free eggs, hosting chicken bogs/cookouts.

COMMON CHALLENGES

1. *Policy*
Coop distance regulations, zoning, health and sanitation.

2. *Physical*
Space, diseases and pests, end-of-life, noise, predators.

3. *Social*
Concerns over noise, pests, predators, and disease.

CASE STUDY Urban Livestock Policy

METRO VANCOUVER, BC

Vancouver city councillors changed urban livestock policies to include backyard chickens in 2010, and since then more than 220 residents have registered their birds. A policy is currently being developed that would increase the number of allowed birds to six or eight and other jurisdictions like New Westminster, Squamish, and Victoria are considering similar plans. Vancouver does not currently allow roosters in their bylaw due to noise and animal control officers investigated 18 chicken-related complaints in 2015.

BEEKEEPING: BEST PRACTICE MANAGEMENT

Beekeepers should stay informed of recommended changes in beekeeping practices, including the treatment of parasites and illness, threats to honeybee health, and government regulations.

BEST PRACTICE HIVE PLACEMENT

Hives should be placed in a quiet area and not directly against a neighboring property unless a solid fence or dense plant barrier of six feet or higher forms the property boundary. Hives should be kept as far away as possible from roads, sidewalks, and right of way. Flight paths into the hive (generally ten feet in front of the hive entrance) should remain within the owner's lot, although barriers (eg. Fencing and tall shrubs) can sometimes be used to redirect the bee's flight pattern.

For flat-roof placement, ensure that the hive can be made level; ensure that the roof below can support the weight of a hive full of honey with cinder blocks on top (and the owner); and attempt to reduce the impact of high winds. Success on roofs over six stories has not been tested.

BEST PRACTICE ACTIONS

1. Promote
It is recommended that beekeepers post signs to notify neighbors and passerby to the presence of hives. It is best to place such signs so that they are only in view when the public would otherwise be able to view the hives. Education of the public is a key component to urban apiary success.

2. Planning
Beekeepers are advised to closely observe their apiary locations to determine the carrying capacity of the area – both the immediate area and roughly three miles in all directions – and to limit the number of hives accordingly. Signs of over-saturation in an area include slow colony growth, poor honey production, and excessively defensive behavior.

3. Provide
Bees use large amounts of water to control temperature and humidity within the hive. They prefer a sunny place with surface moisture where they will not drown. The water should be kept fresh and clean. Providing water near the hive prevents bees from roaming to urban water sources such as AC units where they might be seen as a nuisance.

4. Control
There are a number of honeybee diseases and pests for beekeepers to be concerned with. It is critical that beekeepers be educated to recognize and respond to disease.

5. Document
Good record keeping should be a priority. A written record of colony manipulation and observation should be maintained for each hive. This should include a catalog of equipment used, a record of inspections and findings, and relevant observations.

COMMON CHALLENGES

1. *Policy*
Zoning, health and public safety.

2. *Social*
Fear.

3. *Economic*
Honey inconsistency, small profit margins.

4. *Physical*
Pests and colony collapse.

Home Gardens

STRATEGY AREA F

CONCEPT

A home garden is a small area of land or raised bed used for growing food on or around a house or apartment complex. A home garden is typically planted and maintained by a single person or family. Home gardens can be located anywhere on a lot, depending on allowances by local bylaws or neighbourhood ordinances.

Maintaining a home garden is an important aspect of urban agriculture, providing a close, daily connection to the act of growing food. Home gardens are vital in creating a full spectrum of food system participation and food literacy, and can also help a family increase its fruit and vegetable consumption, leading to better public health.

ACTIONS

1. Promotion and advocacy around residential gardening opportunities.
2. Share programs and courses on home gardening across the community.

CONTEXT

As part of a complete urban agriculture strategy for Strathcona County, home gardens should be recognized as a critical layer in a healthy urban agriculture system. Home gardens allow people of all ages easy access to the experience of gardening. In family settings, in particular, a home garden provides a unique platform to share values about food, create new food memories, and learn about the ways food ties us together. Additionally, home gardens provide a way for neighbours to create stronger connections, building critical social fabric. By intentionally supporting home gardens and gardeners, Strathcona County is laying the foundation for greater participation in urban agriculture in the future.

WHAT WE HEARD

Broadly speaking, there is great support for home gardens. Throughout the conversation with the community, participants felt that home gardens can positively contribute to the urban agriculture goals and vision.

A CONTEMPORARY SNAPSHOT

The current wording of the Land Use Bylaw is not prohibitive of home gardens in a front yard. Section 3.10.34 states that within residential districts in the Urban Area and hamlets, landowners are responsible for the placement and proper maintenance of landscaping for all yards visible from a road. All yards visible from a road are to be seeded with grass or sodded within eighteen (18) months of occupancy. Alternative forms of landscaping may be substituted for seeding or sodding, provided that all areas of exposed earth are designed as either flower beds or cultivated gardens.

There may be instances where certain garden practices, such as extensive plantings of potatoes, may challenge this interpretation of the bylaw, but a creative approach to home gardening can help to grow more food while still meeting the community's aesthetic standards.

ACTION F1

Promotion and advocacy around residential gardening opportunities.

An informational campaign to make clear to Strathcona County residents what and where they are allowed to grow or raise on residential properties in different zoning districts in the County.

CONTEXT

Through the engagement process it was clear that many residents had interest in home gardening, but at the same time many had divergent impressions around what kind of home gardening was allowed in the County.

In particular, many believed that front yard gardens were prohibited, while County codes do not, in fact, include such a restriction. By providing clear information on what gardening is allowed, more residents should be excited to begin or enlarge their gardens.

CONSIDERATIONS

Local garden supply centres may be enthusiastic partners in either sharing information or sponsoring a program that encourages home gardens.

An effective campaign will utilize multiple media channels to reach a diverse audience.

The information shared should be clear and encouraging, and also should explain the constraints or limits to responsible home gardening.

Placement of home garden information can occur in alignment with other initiatives in this document, such as community gardens, edible landscaping or school projects.

SUPPORTED GOALS

- Build a sense of community, identity, and place
- Bring people together
- Build food literacy and awareness
- Expand food production

Future Actions

- Measurement project looking at number and size of home gardens over time, before and after informational campaign.

ACTION F2

Share programs and courses on home gardening across the community.

Create a central resource of all garden programs, classes, and workshops in Strathcona County and the Capital Region. Make this list public, and share broadly.

CONTEXT

Interest in home gardening is growing, and the activity provides many benefits. By linking the full range of resources available for home gardening to new or curious home gardeners, more people should engage in this activity.

A number of garden businesses are already connecting to the Strathcona County gardening community in educational and charitable ways. Where possible, these business outreach efforts should be encouraged, expanded, and treated as a network of resources and expertise that can be grown and strengthened.

Gardening resources as diverse as compost, horticultural education, and promotional capacity exist in County departments.

Garden resources also exist in schools, churches, and senior centres..

Existing community gardens are especially strong community-based repositories of gardening wisdom.

All of these resources could ultimately be networked together to build a robust web of inspiration and support for Strathcona County gardeners.

CONSIDERATIONS

Creative outreach and research will be needed to develop a thorough and user-friendly list of garden resources.

Garden-related businesses should be seen as potential partners. A resource that lists their activities should be seen as a mutually-beneficial effort between garden businesses, gardeners, and the County.

Once created, update the resource list at least annually, and share through as many channels as possible.

SUPPORTED GOALS

- Build a sense of community, identity, and place
- Bring people together
- Connect urban and rural communities
- Build food literacy and awareness
- Expand food production

FUTURE ACTIONS

- Expansion of garden groups and gardening efforts into a County-wide gardening network to address technical, policy, and community issues around gardening.



Education & Coordination

STRATEGY AREA G

CONCEPT

As implementation of these strategy areas begin, public and private Strathcona County resources will move towards the actions described above. As this begins, efforts in education and coordination of action will be critical in building momentum, maintaining direction, and realizing a full return on these invested resources.

Well conceived efforts in education and coordination will cross all of the other strategy areas, tying people, expertise, and investment together into Strathcona County-specific urban agriculture, food system, and community results.

Education efforts include work with all ages, in many different settings, about all kinds of urban agriculture areas. Many of the actions above call for education in one way or another. Within this overall strategy, education includes any sharing of knowledge, in formal classrooms or in passing conversations at a chokecherry bush along a park trail.

Coordination refers to the act of linking energy and information together. In thinking about the multi-layered system of a new urban agriculture strategy, bringing individuals and teams into productive, collaborative relationships will be essential as a way to capture the full potential of each new project.

ACTIONS

1. Structured stakeholder conversations on key implementation areas of the Urban Agriculture Strategy.
2. Education in all actions.

CONTEXT

In many large and small ways, education and coordination already exist around urban agriculture in the County. Education occurs at gardening workshops at Salisbury Greenhouse, and at Bev Facey High School. Coordination occurs when Transportation and Agriculture Services reaches out to community garden leaders to check in on needs and offer County resources such as wood chips in response, or when a resident mobilizes public support around a particular urban agriculture issue.

The purpose of education in the setting of this strategy is to explore more educational opportunities for all, in both active and passive ways, and to achieve new levels of awareness of food and agriculture for all residents of the County.

The purpose of coordination in this context is to pull efforts together, build community and social connections along the way, and create opportunities for important dialogue around all aspects of agriculture, to keep the entire Agriculture Master Plan moving forward.

The two areas work in conjunction, of course, and they provide essential connectivity between the big ideas uncovered through community engagement. In thinking about the Grow, Make, and Get of urban agriculture, it is clear that these three aspects of urban agriculture must be coordinated, and that pulling each of the areas along to its full potential will require education, coordinated education, so that everyone who is interested can take part.

WHAT WE HEARD

During the initial phase of engagement, participants shared a strong interest in education and awareness of urban agriculture. Throughout the conversation during this project, increased learning in the community over time remained a focus.

The need for coordination of efforts emerged from conversations with key implementers during the engagement activities held in August 2016. As it became apparent that a diversity of activities was likely to be suggested in the eventual Urban Agriculture Strategy, the issue of coordination was brought to the community. As this part of the strategy became explicit in the review of the draft, there was general agreement that this was an effective element in order to see implementation happen.

A CONTEMPORARY SNAPSHOT

A number of community leaders and agriculture experts were involved in the development of the Urban Agriculture Strategy. With the completion ofthe Strategy, this network of citizens and experts can be encouraged to continue to participate in dialogue that will help guide the Strategy's implementation, as well shape future phases of the Agriculture Master Plan.

ACTION G1

Structured stakeholder conversations on key implementation areas of the Urban Agriculture Strategy.

Invite diverse urban agriculture stakeholders into facilitated working group to continue dialogue started in this strategy process, and to become an informal advisory body for urban agriculture projects and policy.

CONTEXT

During the engagement phase of this strategy, many diverse urban agriculture stakeholders were brought together to work collaboratively on particular questions of policy and action. The new and existing relationships that this process supported represent high value social capital that can be captured for effective community input, network building, and coordination. By pulling these stakeholders back together in facilitated dialogue, the potential of this social and civic capital can be realized.

Future phases of the Agriculture Master Plan are likely to recommend creation of a food policy council for Strathcona County. By pulling urban agriculture stakeholders together now, the foundations for smart choices about council formation can be placed, and future leaders of Strathcona County's agriculture sector may be identified and developed.

CONSIDERATIONS

Community dialogues and networks are successful if they are supported by a central backbone entity that helps pull people together, facilitates communication, reaches out to gather resources, and maintains a vision and purpose behind the network. This open-ended dialogue will have much greater eventual impact if well facilitated and supported. The County is best placed to play this coordinating role.

SUPPORTED GOALS

- Bring people together
- Build food literacy and awareness
- Support local economic development and entrepreneurship
- Expand food production
- Build shared leadership
- Reflect Strathcona County's natural history

FUTURE ACTIONS

- Develop Food Policy Council for Strathcona County.

ACTION G2

Education in all actions.

Create a metric of achieving at least one educational goal in each action included in this strategy.

CONTEXT

Sharing knowledge will be essential in strengthening the connection Strathcona County residents have to food, to farmland, and to the rural history and urbanizing present of this place. Many residents commented on the importance of education in building urban agriculture, and threading this through the implementation of the whole strategy will provide an integrated and inclusive attention to urban agriculture education.

CONSIDERATIONS

There are different kinds of education that would be part of this action. This would include general awareness, opportunities for involvement, and skill development.

Pre-existing communication channels, such as the urban agriculture e-newsletter mailing list and the County's social media accounts, provide a good foundation to distribute educational information.

An annual, coordinated approach to the educational component of urban agriculture will generate more impact than an ad hoc approach.

SUPPORTED GOALS

- Bring people together
- Build food literacy and awareness
- Support local economic development and entrepreneurship
- Expand food production
- Build shared leadership
- Reflect Strathcona County's natural history

FUTURE ACTIONS

- Evaluate educational metrics at the conclusion of the 3-year implementation cycle, re-evaluate and adjust for the next implementation cycle.

Next Steps and Review Process.

The Urban Agriculture Strategy is built upon a framework that features iterations of action, reflection and adjustment.

All of the actions identified in this section are to be initiated or completed within three years after approval of the Strategy. By identifying these initial steps, progress is made towards the vision in ways that address current gaps and lay the foundation for other activities in the future.

At the end of three years of activity, the County will evaluate and re-assess the next round of priority actions. This process creates a continuous cycle of action, learning, reflection and adjustment, ensuring that Strathcona County is continually focusing on current circumstances while keeping an eye on the long-term vision for urban agriculture. The adjacent outlines this process.

Given the diversity of actions that will be undertaken in this three-year span, it is recommended that there be an annual progress report on the respective strategy areas and actions. This way, there is a program of review and reflection as the initial implementation of the Urban Agriculture Strategy takes place.

The recommended annual review should monitor progress on each action, identifying:

- Action completed
- Action ongoing
- Action not yet started
- Key lessons learned over the past year
- Key adjustments to the implementation program for the upcoming year.

Appendices.

A / Example Annual Review Tool
94

B / Recommendations for other implementation strategies of the Agriculture Master Plan
95

C / Engagement Materials
96

APPENDIX A

Example Annual Review Tool

This illustrates the structure of the annual review tool, which is intended to encourage reflection and adaptation, but not be overly onerous on County staff to complete.

Action A1	Amend the Land Use Bylaw to include 'community garden' as a defined land use		
ACTION	Completed ◯	Ongoing ◯	Not yet started ◯

KEY LESSONS LEARNED

KEY ADJUSTMENTS FOR THE UPCOMING YEAR

Action A2	A County-led community garden initiative, with the County providing public land access		
ACTION	Completed ◯	Ongoing ◯	Not yet started ◯

KEY LESSONS LEARNED

KEY ADJUSTMENTS FOR THE UPCOMING YEAR

Action A3	County promotion and support for independent community gardens		
ACTION	Completed ◯	Ongoing ◯	Not yet started ◯

KEY LESSONS LEARNED

KEY ADJUSTMENTS FOR THE UPCOMING YEAR

APPENDIX B

Recommendations for other implementation strategies of the Agriculture Master Plan

Over the course of the development of the Urban Agriculture Strategy, a variety of potential strategy areas and actions were explored. Some of these were identified as areas of exploration that were more appropriate for other implementation strategies of the Agriculture Master Plan. These two are listed below:

Farmer's Markets

It was determined that farmer's markets are more appropriate for the Food and Agriculture Sector Development Strategy. Given that the primary focus on urban agriculture is on production, it was determined that the food and agriculture sector would be a more effective place to explore the role of farmer's markets in the County.

Processing

Strategies and actions related to processing was removed from the scope of the Urban Agriculture Strategy upon the completion of the Synthesize phase. The idea of preserving as well as local food-based business development were both prominent responses from the community, but it was determined that education such as canning classes would fit under the "education and coordination' strategy area. Other, more intensive processing activities can be explored as part of the Food and Agriculture Sector Development Strategy as well as the Agri-Tourism Strategy.

APPENDIX C

Engagement Materials

The urban agriculture strategy process was designed to move from big picture understanding of the local content, along with the development of a vision, down to a focus on critical steps. To achieve this the team conducted three distinct phases of engagement between April and October 2016. The diagram below provides an overview of the phases and key direction within.

THE BIG PICTURE EXPLORE + ASSESS FEB - JUNE 2016	Establish context for urban agriculture within the County. Identify best practices throughout North America. Develop a vision for urban agriculture through extensive community engagement.
THE COUNTY CONTEXT SYNTHESIZE JULY - AUG 2016	Engage key implementors of urban agriculture in the County. Script critical moves to realize the vision for urban agriculture.
FOCUSED ACTIONS APPROVAL SEPT - NOV 2016	Engage the community and project leadership on a draft strategy. Develop an actionable, strategic urban agriculture strategy for the County.

PROCESS PHASES

The following is a summary of the approach to each phase of the engagement process as well as highlights of what was heard from the participants involved.

Phase 1: Explore and Assess

Executive Summary

From April 9 – July 1, 2016 the project team was out in County hamlets asking residents for insights on the future of urban agriculture in Strathcona County. During the first period of engagement, feedback from the community primarily revolved around three key areas of the food system: food production, food processing and distribution of food. To respond to the these common themes, the project team developed a second set of questions at the midway point of this phase to dig deeper into why these themes had significant importance to people.

Participation Metrics

In the twelve weeks of engagement the project team spent over 85 hours in the community having face-to-face conversations with members of the public. The following table shows how many participants were involved in each engagement method and how many ideas were gathered from that particular group.

FEEDBACK CHANNEL	PARTICIPANTS	IDEAS
Attendance at Events / Businesses	979	949
Roadshow Open Houses	45	119
Online Survey 1	161	184
Online Survey 2	1051	7456
Interviews	7	34
TOTAL	2234	8742

Place-Based Engagement Opportunities

Attendance at events and businesses as well as engagement open houses required project team presence to host and engage in two-way conversations with interested participants. The following is a breakdown of the various places the team was set-up to engage during this explore and assess phase.

EVENTS ATTENDED	ROADSHOW STOPS
Strathcona County Trade Fair	North Cooking Lake Community Hall
Ardrossan Farm Safety Fair	Sherwood Park Ottewell Barn
Rural Living Days	South Cooking Lake Community Hall
Ardrossan Picnic and Parade	Antler Lake Community Hall
Deville Hall Farmers' Market	Ardrossan Recreation Complex
South Cooking Lake Seniors' Potluck	Josephburg Community Hall
Baseline Farmers' Market	
Sherwood Park Farmers' Market	
South Cooking Lake Bookmobile	
Salisbury Farmers' Market	
Greenland Greenhouse	
Canada Day	

Community Feedback

To gather the nearly 9000 ideas heard from the public, the team asked two distinct sets of questions. The opening question of the process was open-ended, in order to understand areas of pre-existing interest in urban agriculture in the County. This was Phase 1A. A second set of questions were then designed to dig deeper into various urban agriculture issues. This was Phase 1B.

Phase 1A

The main question we asked throughout the explore and assess phase of public engagement was:

1. *What are your great ideas for urban agriculture in Strathcona County?*

The primary themes heard in response to this question were *support for community* and *home gardens*, *backyard chickens* as well as *bees* and *beekeeping*. These themes indicated aspects of urban agriculture the community sees as most fitting in the Strathcona County context. Although community gardens were the most popular response, not too many people elaborated on why. The conversation around bees on the other hand was primarily related to people's concern for the global epidemic of bee colony collapse and the need for bees as pollinators.

Conversations about *education*, *awareness* and *access to information* were all top of mind for many participant and had strong ties to other themes. Often these themes correlated to other ideas such as the importance of growing in making stronger connections to our food sources.

Education and information also tied in as they relate to getting urban agriculture initiatives started and supported. For urban chicken keeping for instance we heard people draw links to the need for courses and workshops that are available locally so those interested in pursuing such urban farming efforts can be well equipped to do so.

Generally speaking, participants were keen to see this project become an opportunity for community building in Strathcona County and want to be involved in a variety of capacities.

Emerging Themes

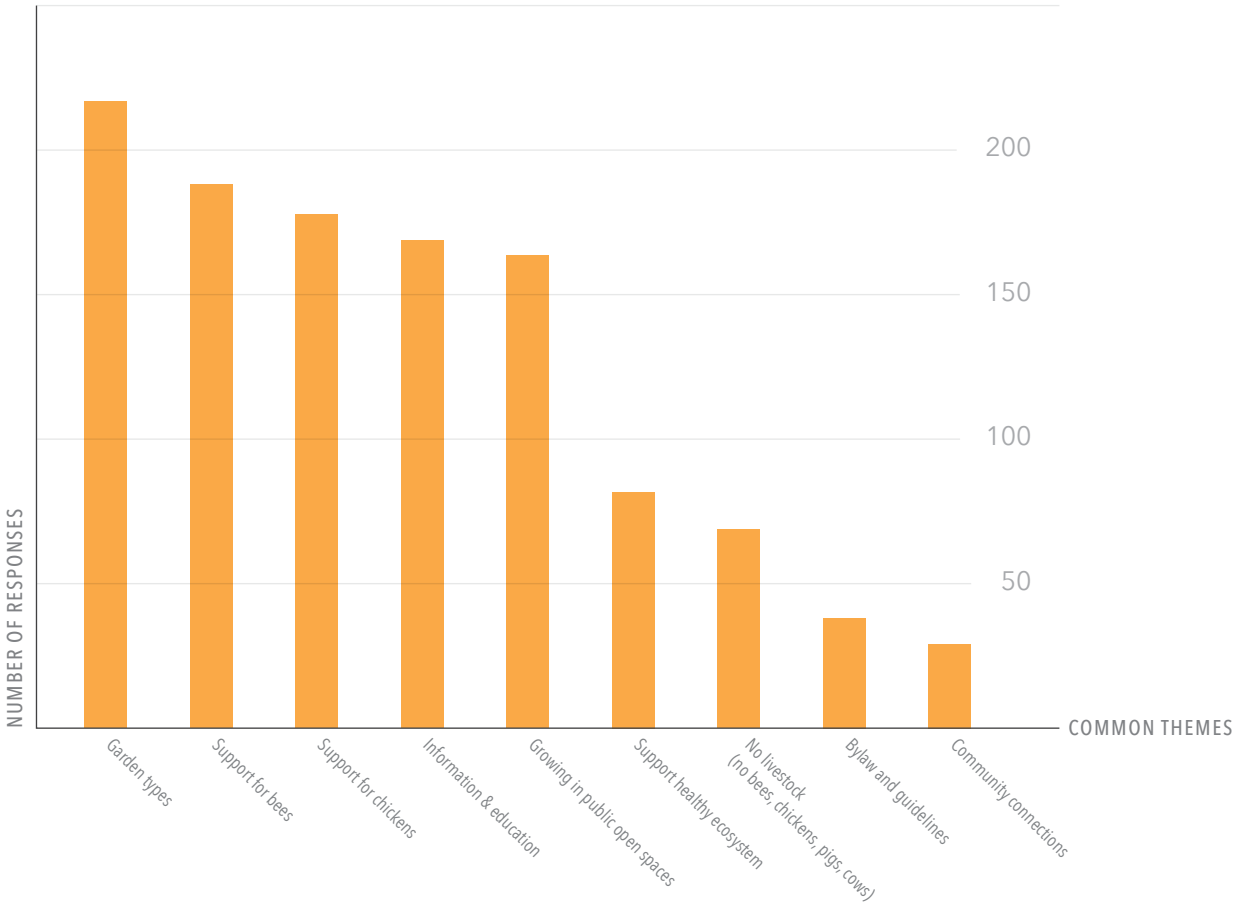

Notable trends and insights of top themes

THEME	FREQ	COMMON SUBTHEMES	NOTES
Community / Home Gardens	219		Community gardens the most mentioned theme
Support for Bees	142	Backyard bees; bee hotels; beehives	
Support for Backyard Chickens	134	No roosters	
Information and education	126	Tips and 'how-to's'; courses and workshops; community garden info	Ranging from awareness of where food comes from to full workshops on urban farming and the raising of animals
Growing in public open spaces	123	Fruit trees; flowers	Planting with pollinators in mind came up often
No livestock	77	No chickens; no bees; no pigs	
Support healthy ecosystems	71	Non-chemical pest control; permaculture; compost / soil; water	Permaculture was said specifically by some participants where as others referenced aspects of permaculture such as planting native species and companion planting
Animal Control Bylaw and Proposed Guidelines	40	Permits; owner responsibility	Ensuring proper regulation is the key message above all
Building Community Connections	31	Neighbourliness; donating to the food bank	Primarily speaking to community ownership and sharing

Interview Responses

To round out our insights the team also engaged with key stakeholders in the matter. This included teachers, garden club members, local chefs, food bank volunteers, and local activists. The following chart highlights key thoughts captured from one-on-one conversations.

How can we grow more in urban Strathcona County?
Community gardening Edible landscaping Anything to get people to grow together
It's a spectrum from windowsill planter boxes to the entire backyard Old Man Creek (OMC) garden involved in an initiative to connect people without yards with space to garden Take advantage of more people becoming food conscious Unplug kids Water, harvest, compost (be less of a burden to the environment) Connect communities
Aquaponics Beekeeping Rooftop gardening Community fruiting trees More local sufficiency Need to keep farmers above water Use climate change (longer growing season) as an advantage Connect communities
Roughly 45-65 people are served per day (family size ranging from 1 to 9-10) 78 family food hampers go out per week Anything that requires no processing is ok to donate according to Public Health Act (can accept fresh produce from farms and people's gardens) Nutraponics will donate if they have over-abundance
Community gardens, CSA and SPIN concepts, fruit rescue (continuation) Available/vacant land, rooftops, basements We don't just need soil, soil-less options (hydroponics, aquaponics, other indoor) The raising of bees and chickens Greenhouse production (could be inside urban boundary) even backyards (scale) Allowing for people to grow food themselves, lease their yard for others to utilize Education piece key (Alberta Ag. doesn't think this is their responsibility) Food enterprise centres (community food centre) There needs to be a regional labelling/identification to the food Multi-stakeholder concept/buy-in promoting this better
Animal Control Bylaw Revision (Pilot/permit; reconsider overlimit; mandatory vet checks (records, vaccintions); micro-chipping; spay/neutering; permit fees; neighbour consent (?); proper outdoor shelter; bylaw check in as they see fit; 3 strikes policy; register/license animals; size limit, possibly by weight (think extra large dog); limit of 2

Phase 1B

In the second half of the Explore and Assess phase the project team asked more specific questions to capture detailed thoughts on the initial themes heard. The questions were divided into the three categories based on the responses we were hearing – production, processing and distribution. These were framed to the public as Grow, Make and Get. The following is a breakdown of what we asked and how the community responded to each question.

Grow (production)

The key questions asked in regard to production were:

1. Which of these production ideas do you feel would fit in Sherwood Park and the hamlets of Strathcona County? Why?
    a. Home Gardens
    b. Community Gardens
    c. Urban Farms
    d. Keeping of Animals

2. Which of these production ideas do you feel would NOT fit in? Why?
    a. Home Gardens
    b. Community Gardens
    c. Urban Farms
    d. Keeping of Animals

3. Do you have any other grow ideas?

Response:

1. Which production idea would fit into Strathcona County?

Discussion

The Grow category was by far the most popular topic in the first phase of engagement. Over 2700 ideas were shared about how the four main ideas for growing more food would fit into the County context. The other unique ideas for pushing urban agriculture forward were also coded and are represented in these themes. Two of the most popular other ideas for growing included backyard beekeeping and growing more in public or civic spaces.

Conversation around sustainable practice and community building were the most popular with over 200 mentions of the two combined. The reasons to support sustainable practice mostly leaned toward the environmentally sustainable outcomes of growing food, with some links to social and economic sustainability outcomes, such as mental health and subsidizing household food costs. Community building overlapped with many of the other themes that emerged, including focusing on local sources of food, economic advantages, and being unobtrusive to the community.

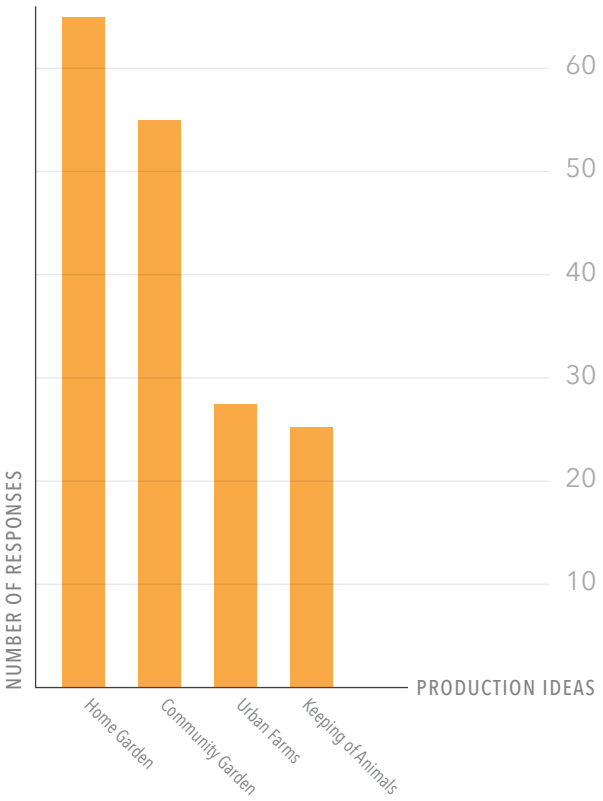

Indicative Quotes

"Good for human beings spiritually. Mentally and physically. Also environmentally it makes sense. Let's get our county being current and cutting edge"

"Way of the future, sustainability, food cost, bring communities together, better use of land and water than lawns"

"We are a forward-thinking community and all of these ideas are the way if the future. People are becoming more eager to produce their own food and I think this should be celebrated and encouraged"

EMERGING THEME	FREQ
Sustainable practice	114
Builds community	93
Easy access to food	83
Health benefits	82
Space is available	78
Information & education	73
To know where food comes from	73
Unobtrusive to community	64
Economic advantages	39
Focus on local	35
Staying relevant as a municipality	35

Response:

2. Which production ideas would NOT fit into Strathcona County?

Discussion

The most common arguments heard against urban growing in the County were around the keeping of animals and livestock. Although there has been considerable support for backyard chickens, bees and pigs, many worry about a lack of responsible ownership, which could lead to smells, noises and other nuisances.

Many concerns about what wise meant by keeping of animals as responses to this question included feedback that all chickens carry diseases and that cows and pigs would be raised for meat production.

A number of participants expressed hesitation to whether these production areas are feasible or appropriate in urban areas. Specific issues raised included concerns that residential lots are too small, people will steal the food and animals, and that many people will complain about the eyesore it creates. Beyond these uncertainties, others were completely against the ideas of urban livestock - no bees, no chickens, no pigs, no cows, no goats, no horses, no sheep, etc.

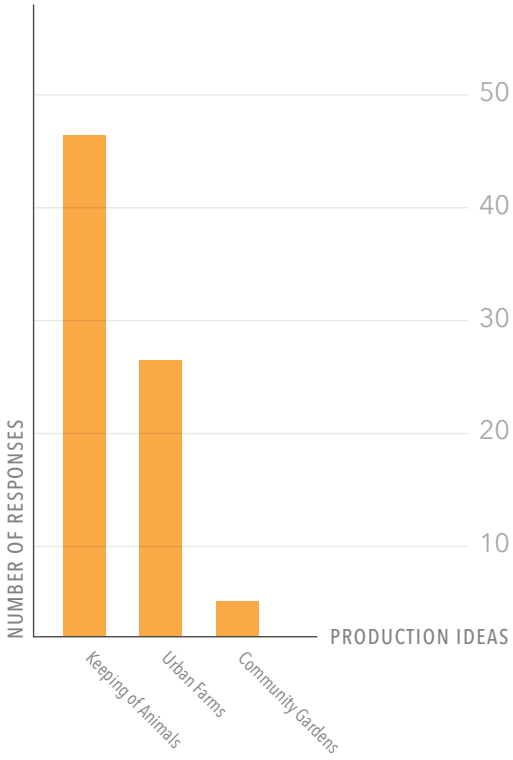

EMERGING THEME	FREQ
Inconsiderate neighbours	148
No places to grow	59
Some support for livestock	54
Not a fit for Sherwood Park	31
No large animals	28
No livestock	24
Animal guidelines	21

Indicative quotes

"Because of the negative impact on neighbours' allergies, chosen life style and privacy"

"Farm animals don't belong in an urban setting"

"How would this be regulated and maintained? Could anyone have animals or would you be required to take courses and be mentored. Who would pay for these programs and enforce complaints?"

3. Do you have any other grow ideas?

- Backyard chickens
- Edible forests
- Greenhouses
- Fruit trees
- Food bank
- Rain barrels
- Farmer's Market
- Pot belly pigs
- Flowers
- Beekeeping

Make (processing)

The key questions asked in regard to processing were:

1. Which of these processing ideas do you feel would fit in Sherwood Park and the hamlets of Strathcona County? Why?
   a. Preserves and juices
   b. Animal Husbandry
   c. Backyard Composting

2. Which of these processing ideas do you feel would NOT fit in? Why?
   a. Preserves and juices
   b. Animal Husbandry
   c. Backyard Composting

3. Do you have any other make it ideas?

Response:

1. Which processing ideas would fit into Strathcona County?

Discussion

The processing conversation focused on the topic of composting and the environmental impacts associated with urban agriculture. Concerning animal husbandry, many participants left messages supporting urban bees and beekeeping, with some support and more contention for backyard chickens, though this was a more contentious topic overall. The colony collapse of the bee population is very much at the forefront of people's minds versus chickens that are not seen to be as crucial to urbanize.

Indicative quotes

"Strathcona County is on the edge or agricultural lands, so there is a close tie to the practice."

"These are home based activities which fit an urban lifestyle. Can your produce In the kitchen like the pioneer women did."

"All of the above are doable and all part of working with natures resources. Also provides learning opportunities and health benefits. As long as no roosters are allowed! Too noisy."

"Bees need all the help they can get, composting is environmentally friendly and preserves are yummy"

"... promotes community togetherness. And teaches individuals about natural foods. I think bee keeping is fine, and having a small chicken coop."

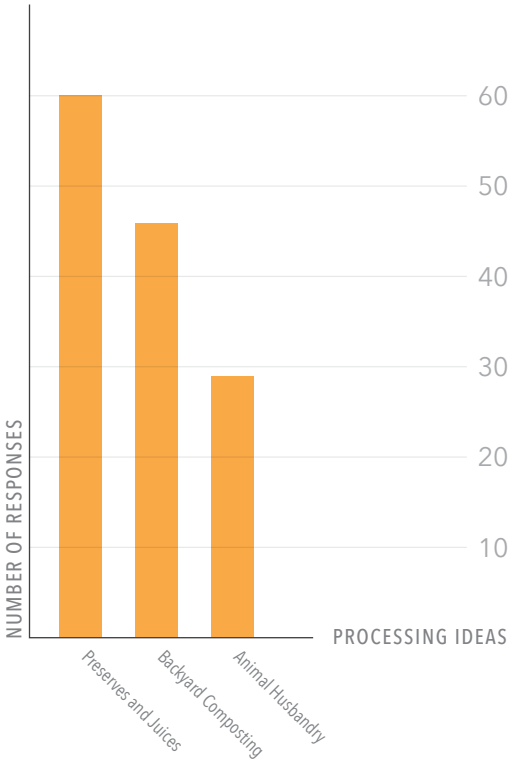

EMERGING THEME	FREQ
Support for livestock	155
Composting	116
Sustainable practice	82
Low impact on neighbours	62
Support for bees	56
Support for chickens	32
Easy to do	32
Builds self-reliance	30
Know where food comes from	29
Support a healthy ecosystem	29
Human health impact	29
Animal guidelines	26
Building community	25

Response:

2. Which processing ideas would NOT fit into Strathcona County?

Discussion

The fear of inconsiderate neighbours has surfaced in almost all categories but became especially prominent when discussing the reasons why certain ideas don't fit the Strathcona County context. Language like 'unappealing,' 'disruptive,' and 'nuisance' were used to describe the potential of keeping animals. Having guidelines and regulations for the keeping of animals is especially important to those feeling uncertain about the viability of this initiative.

Indicative Quotes

"Could be disruptive to neighbours if ppl don't know what their doing."

"Nuisance and negative impact such as odour, waste, traffic related to sales, distribution within higher density residential development."

"This would have to have very clear guidelines set before I would be able to be on board with this."

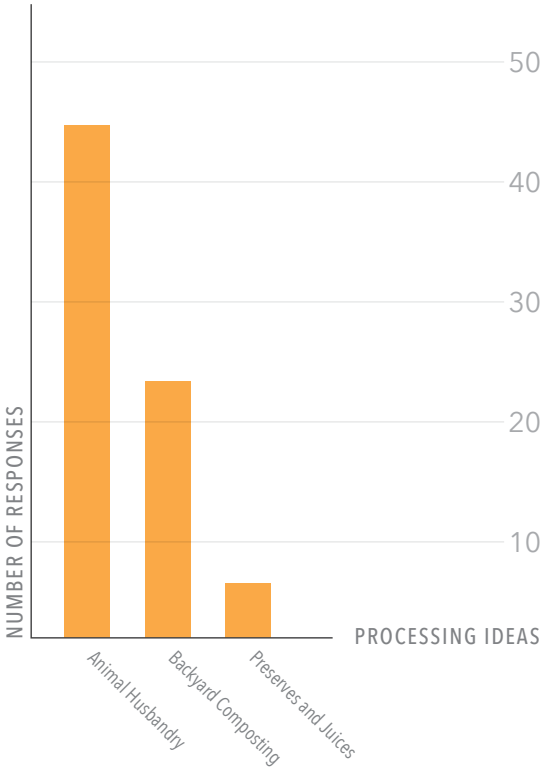

EMERGING THEME	FREQ
Fear of inconsiderate neighbours	93
Backyard chickens	43
Against new things in the municipality	35
No place to implement initiatives	25
No livestock	24

3. Do you have any other make it ideas?

- Sheep
- Plant flowers for bees
- Share skills
- Seed banks
- Fruit trees
- Pilot project
- Workshops
- Pot bellied pigs
- Gardens
- Honest
- Farming
- Schools
- Greenhouses

Get (distribution)

The key questions asked were:

1. Which of these local food distribution ideas do you feel would fit in Sherwood Park and the hamlets of Strathcona County? Why?
    a. Public or Civic Agriculture
    b. Restaurant-Farm Partnerships
    c. Farmer's Market
    d. Local Delivery Service
    e. Grocery Store Aisles

2. Which of these local food distribution ideas do you feel would NOT fit in Sherwood Park and the hamlets of Strathcona County? Why?
    a. Public or Civic Agriculture
    b. Restaurant-Farm Partnerships
    c. Farmer's Market
    d. Local Delivery Service
    e. Grocery Store Aisles

3. Do you have any other get ideas?
    - Larger farmers' markets
    - Harvesting fruit trees along boulevards
    - Access for low income families
    - Trading food
    - Schools

Response:

Which distribution ideas would fit into Strathcona County?

Discussion

Local focus was by far the most popular reason people had for wanting to see our proposed ideas flourish. Discussion ranged from improved access to food and healthier food options to less cost for transporting goods and supporting local economies. Some emphasis was put on making our connection to food stronger, particularly amongst kids and young people.

This was a common thread in many of the discussions but ties into the 'get food' category because of the mandatory nature of getting food in our everyday life.

Indicative Quotes

"These are all great idea that would help the county eat local, healthy food. Lessen transportation costs of importing food."

"All of these help support local producers and that is important to the community."

"Any promotion of buying local just makes good environmental and economic sense."

"It would be about eating locally for everyone and less waste which effects everyone in the community! It would also make it more accessible to everyone!"

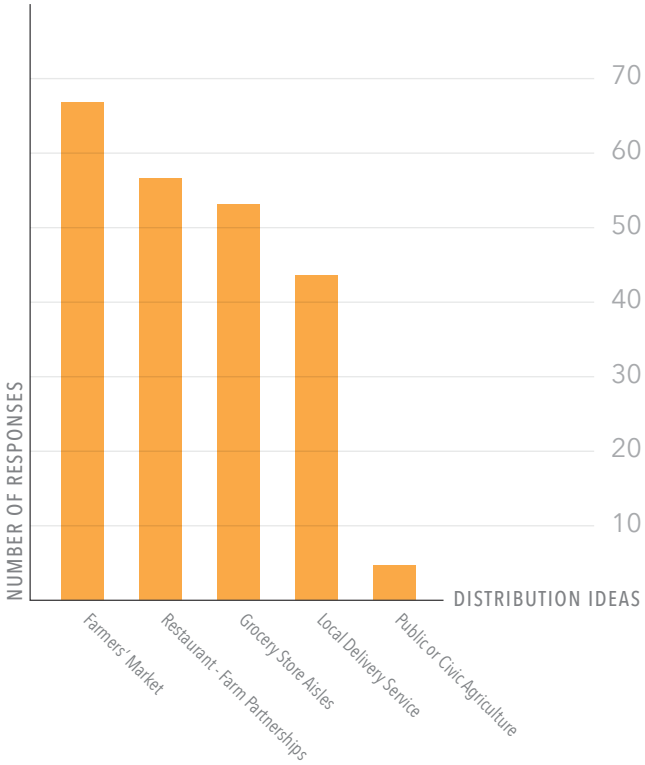

EMERGING THEME	FREQ
Local Focus	92
Sustainability	45
Easy access to food	44
Economic advantage	37

Response:

Which distribution ideas would NOT fit into Strathcona County?

Discussion

Participants did not share a great deal on why they believe the proposed distribution ideas would not fit in the County context. The most popular themes to emerge however were around the impact it could have on the current distribution model and potential for abusing and misusing certain initiatives like public agriculture.

To elaborate, participants see new distribution chains as taking demand away from existing businesses and commercial sellers while also seeing the initiative as likely to fail due to being unprofitable.

Indicative Quotes

"Anything public is open to abuse and sabitage nothing I would like to consume"

"My only comment on edible leandscaping, within SP I'd rather see proper landscaping. For the amount of space and climate I think the benefits of edible landscaping would be negligible at best."

"Cost. Delivery is expensive and who would look after these gardens and who would benefit."

"There has to be a profit made on the floor space"

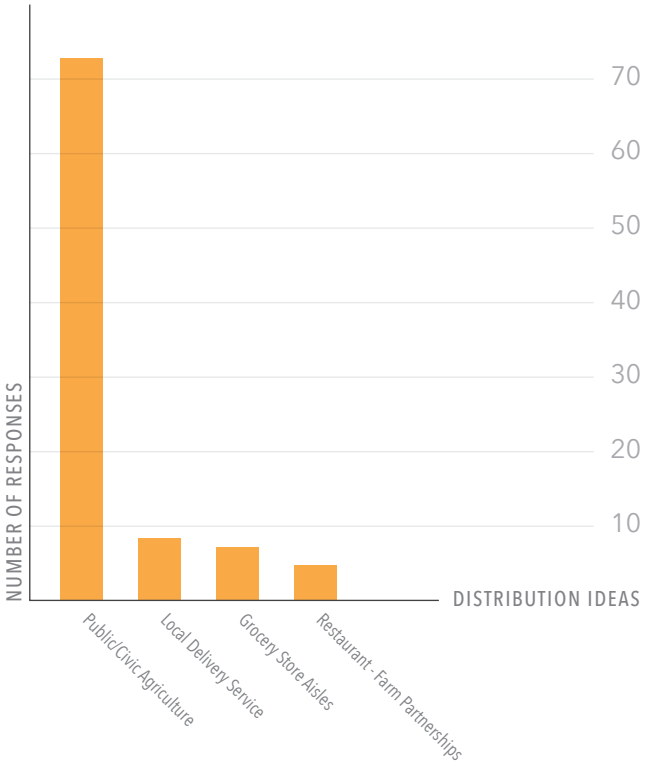

EMERGING THEME	FREQ
Impact on existing distribution model	19
Potential for abuse and misuse	18
Too complex	11
Inconsiderate neighbours	9

Phase 2: Synthesize

Executive Summary

In August, 2016 the project team reached out to key stakeholders in the community to discuss the emerging direction for the urban agriculture strategy. With a number of proposed actions to address each strategy area, the project team discuss the opportunities and challenges associated with each to better understand the feasibility of these potential actions in Strathcona County.

Participation Metrics

In this phase the there were a total of twelve (12) participants:
nine (9) workshop participants and three (3) interviewees.

Stakeholder Feedback

The interview questions asked were tailored to the individuals that were engaged, mostly focusing on one or two strategy areas. The workshop participant were asked to rank, as a group, their top four actions and work through what the barriers and opportunities to each. These participants were also asked to share insights on other potential action areas or ideas in general.

The findings varied between the two workshops with the following top four action areas being identified at each:

Workshop 1:

- Urban Farm Incubators
- Beehives as demonstration projects
- Urban Orchard and Food Forests
- Program + Courses on Home Gardening

Other ideas included:

- Education needed for adults
- Low impact development (LID) for yards

Workshop 2:

- Incentivize Urban Farming
- Community-led community garden imitative w/ County assistance
- Backyard Chickens
- Animal Control Bylaw

Other ideas included:

- School-age education via field trips and gardening
- Include exotic pets as part of animal control bylaw convo
- Public orchards and food forests

The feedback during this phase helped to refine the drafting of the Urban Agriculture Strategy.

Phase 3: Approve

Executive Summary

From September 28-October 18, 2016 the project team conducted the third and final phase of engagement. With eight proposed strategy areas and nineteen related actions, the team inquired about the level of support for each, while also looking for general insight and suggestion for other ideas associated with each.

Participation Metrics

The engagement team spent 12 hours in the community having face-to-face conversations with the public about proposed strategy areas. The following table illustrates the level of participation in various feedback channels.

FEEDBACK CHANNEL	PARTICIPANTS
Antler Lake Open Houses	28
Sherwood Park Open House #1	33
Sherwood Park Open House #2	41
Online Survey	1468
Total	1570

Community Feedback

The questions in this phase were framed around each strategy area in the draft Urban Agriculture Strategy, gathering insights from participants on their level of support for each initiative as well as opening up discussion on what other ideas participants had to address each area. The following set of questions were asked of the community:

A1. To what extent would you support the County in creating a guided community garden program for public and private gardens?

A2. Is there anything else you would like us to consider regarding Community Gardens in Strathcona County?

B1. To what extent would you support landscaping areas around the County with edible fruit trees and plants that residents could harvest for their own use?

B2. To what extent would you like to see edible plants, such as vegetables, in our County parks and green spaces?

B3. To what extent would you support community groups or individuals growing edible plants in public flower beds for individual and public harvest?

B4. To what extent would you go to these locations if they were mapped and had signage?

B5. To what extent would you harvest vegetables and fruit from edible landscaping and public agriculture locations?

B6. Would you tell your friends and neighbours about these public gardens?

B7. Is there anything else you would like us to consider regarding Public Agriculture and Edible Landscaping

C1. To what extent would you support the development of a campaign to promote and support urban farming in Strathcona County?

C2. To what extent would you support the County creating a youth program to introduce activities and opportunities available in urban agriculture?

C3. Is there anything else you would like us to consider regarding Urban Farms in Strathcona County?

D1. Strathcona County currently supports local school gardening programs, in partnership with local business. To what extent would you support the County continuing these partnerships and evaluating our contributions to other such programs?

D2. Would you support the County identifying ways to partner with schools to increase educational opportunities around urban agriculture, technology and entrepreneurship.

D3. Is there anything else you would like us to consider regarding School Agriculture Programs in Strathcona County

E1. Would you support an urban hen program with the above details?

E2. Would you support the development of an alternative pet bylaw with the above details?

E3. To what extent do you support the development of a Bee Healthy campaign in Strathcona County?

E4. Do you support the County in –– Choose all that apply.

F1. Many people are unsure of what and where they are allowed to grow on their own properties. To what extent would you support the development an informational campaign to promote home gardening opportunities in Strathcona County?

F2. Would you like to see a shared public list of all garden programs, classes and workshops available in our area?

F3. Is there anything else you would like us to consider regarding Home Gardens in Strathcona County?

G1. Do you feel that it is important to have education that supports every urban agriculture initiative?

G2. Do you feel it is important to have an ongoing conversation around urban agriculture topics?

Responses

Participant responses to the above questions showed wide support for all strategy areas. Only two questions received less than 80%, with the lowest support being 70%. The following charts indicates the proportion of support for each strategy area question.

For questions asked in a “Often”, “Sometimes”, “Never” frame, the responses were as follows.

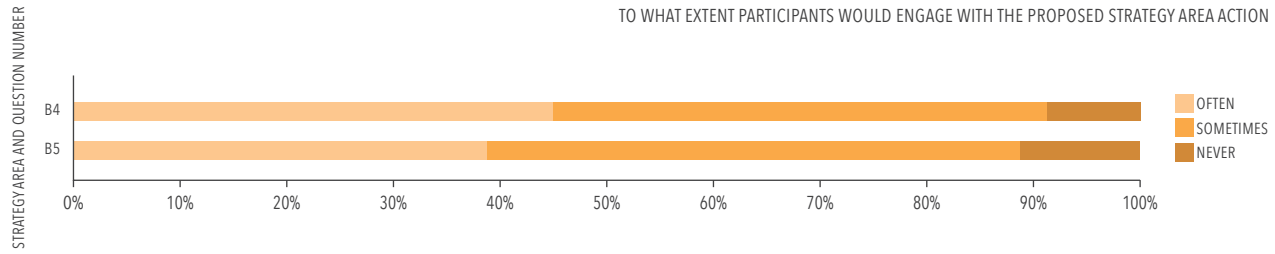

For the question asked in a “Yes”, “Maybe”, “No” frame, the response was as follows.

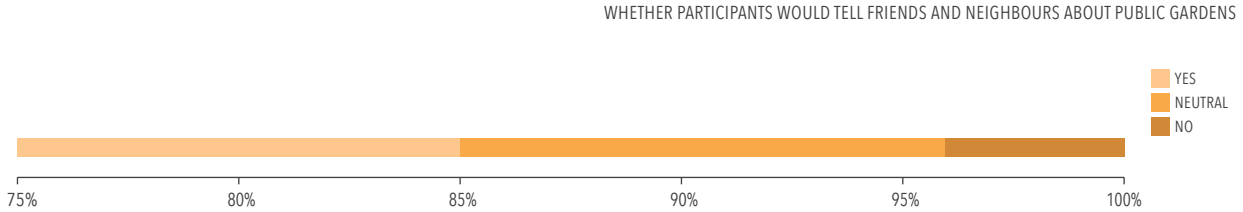

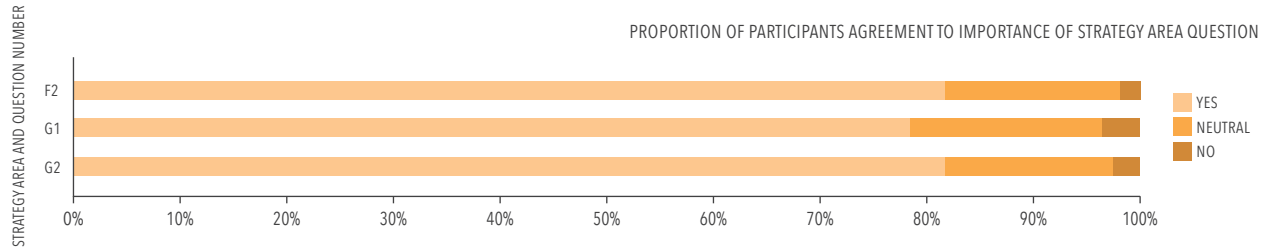

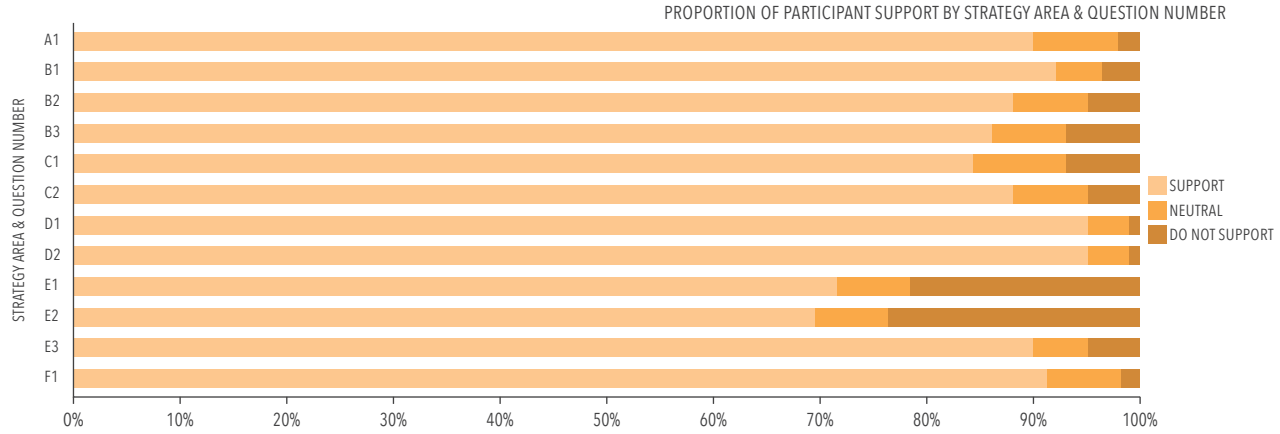

Key themes to arise from the least supported strategy areas:

E1. Would you support an urban hen program with the above details?

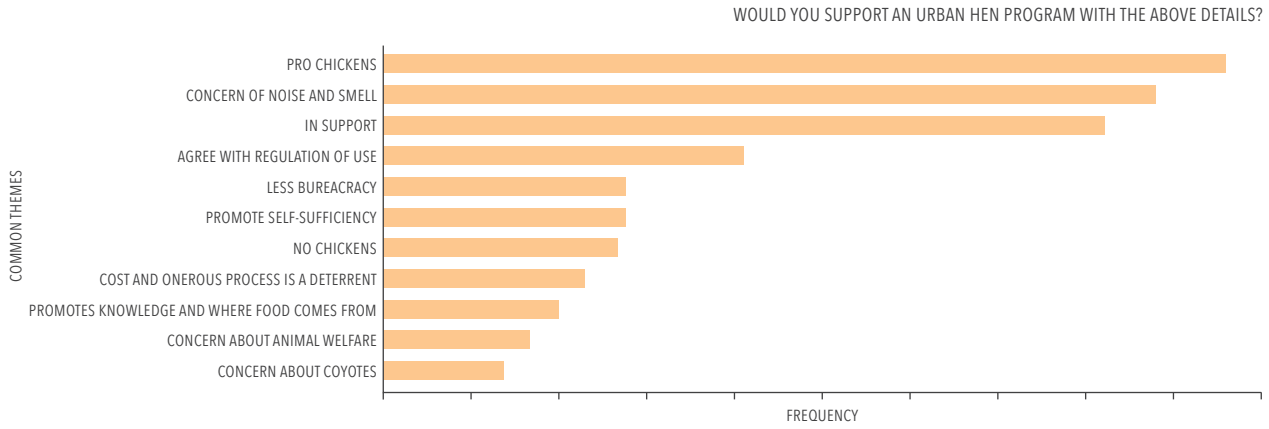

E2. Would you support the development of an alternative pet bylaw with the above details?

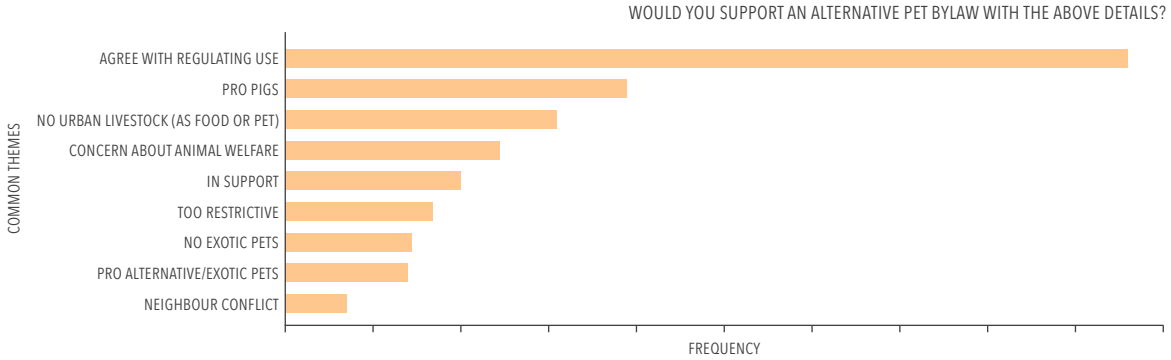

STRATHCONA
COUNTY

www.strathcona.ca