

Glen Allan Speed and Volume Data Comparisons

Before and After Traffic Calming

Speed and volume data have been collected in Glen Allan three times between 2015-2020. All data included in this comparison represents weekday traffic when school is in session. Data is collected over a 48-hour period using covert collection (counters on the road, hoses, or radar).

April 16-17, 20, 2015

This data was collected before any planned rehabilitation and traffic calming was constructed in Glen Allan, with the exception of Glencoe Boulevard.

April 17-19, 2018

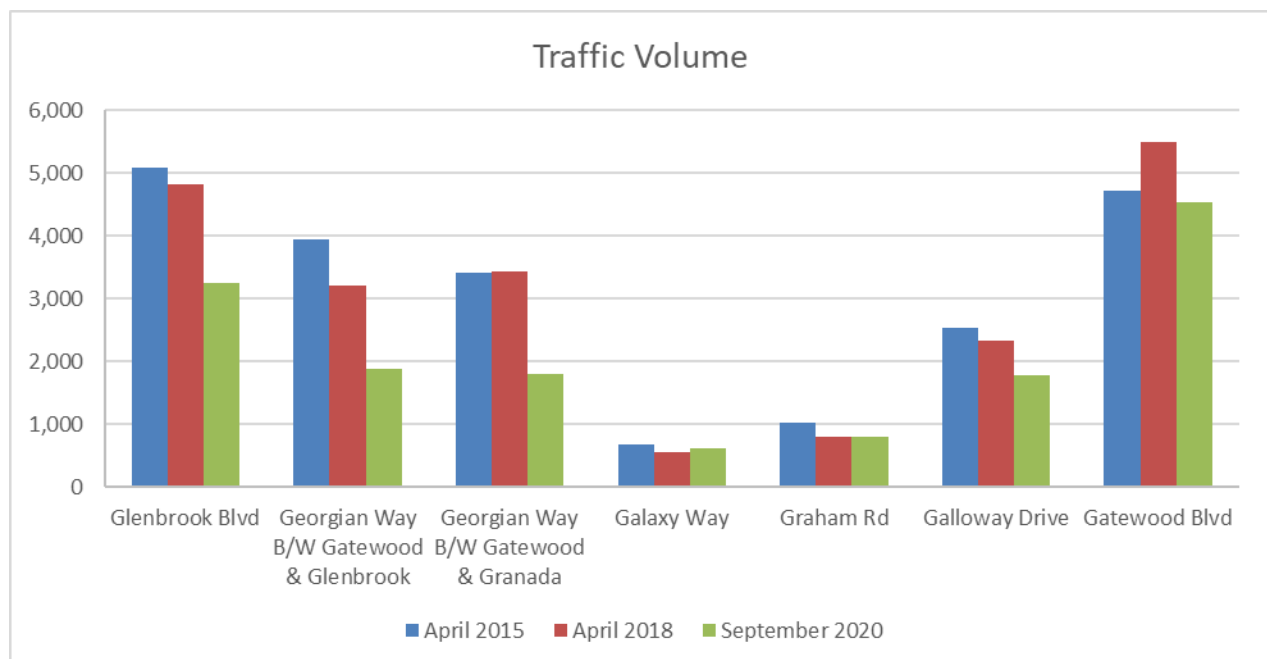
A mid-term evaluation was conducted in 2018. At this point,

- All-way stop control was introduced at the intersection of Glenbrook Boulevard and Gatewood Boulevard with Georgian Way; and
- Traffic calming features were constructed on Galloway Drive, Glenbrook Boulevard and Gatewood Boulevard.
- Traffic calming had not yet been implemented on Georgian Way, Galaxy Way or Graham Road.

September 15-17, 2020

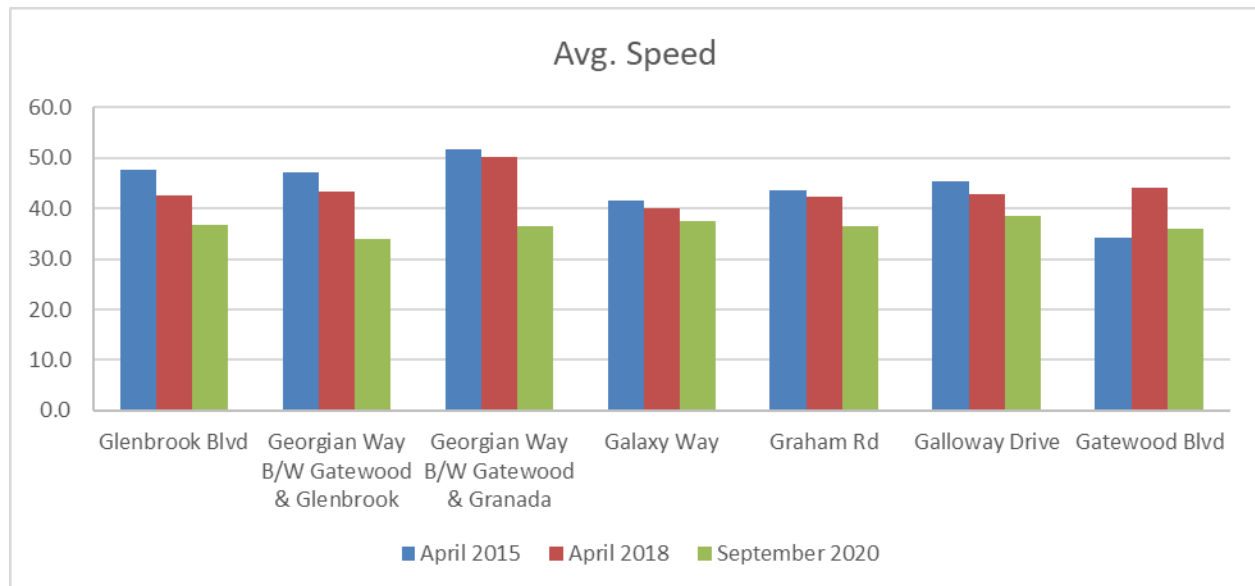
Traffic data was collected following the construction of the curb extensions and speed humps on Georgian Way. The permanent driver feedback sign was also in place on Galaxy Way. Traffic calming features on Graham Road (crosswalk improvements at the park) have not yet been installed.

Traffic Volume Comparison



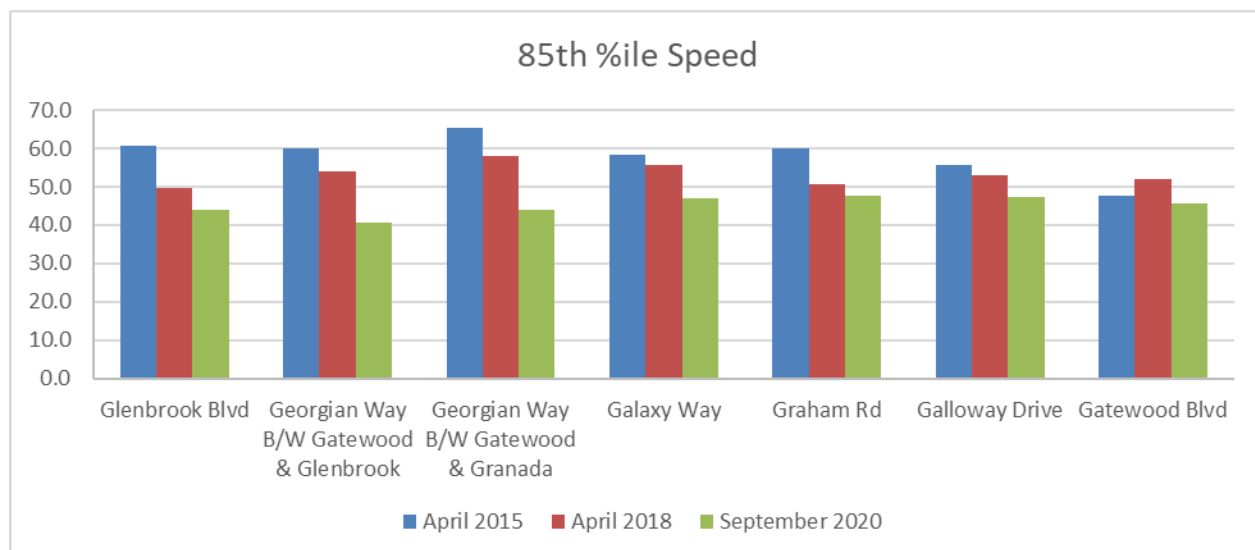
Traffic volumes have decreased considerably on Glenbrook Boulevard, Georgian Way and Galloway Drive. Smaller decreases are noted on Gatewood Boulevard, Graham Road and Galaxy Way.

Traffic Speed Comparison – Average Speed



Average speeds recorded in 2020 are below 39 km/h at all locations. A consistent average speed reduction is seen between 2015-2020 at all locations other than Gatewood Boulevard. Speed was never identified as a problem on Gatewood Boulevard throughout the traffic calming project.

Traffic Speed Comparison – 85th Percentile Speed*



*85/100 vehicles recorded are travelling at this speed or less

A consistent reduction in 85th percentile speed is seen at all locations of measurement between 2015 and 2020, excepting Gatewood Boulevard. All 85th percentile speeds are below 48 km/h.