

# Budget Survey Results

July 12, 2022

# Survey approach

- Available from April 8 to May 8, 2022
- Only respondents who currently reside in the County, or own property or operate a business in the County
- Made available via two platforms – SCOOP and Alchemer

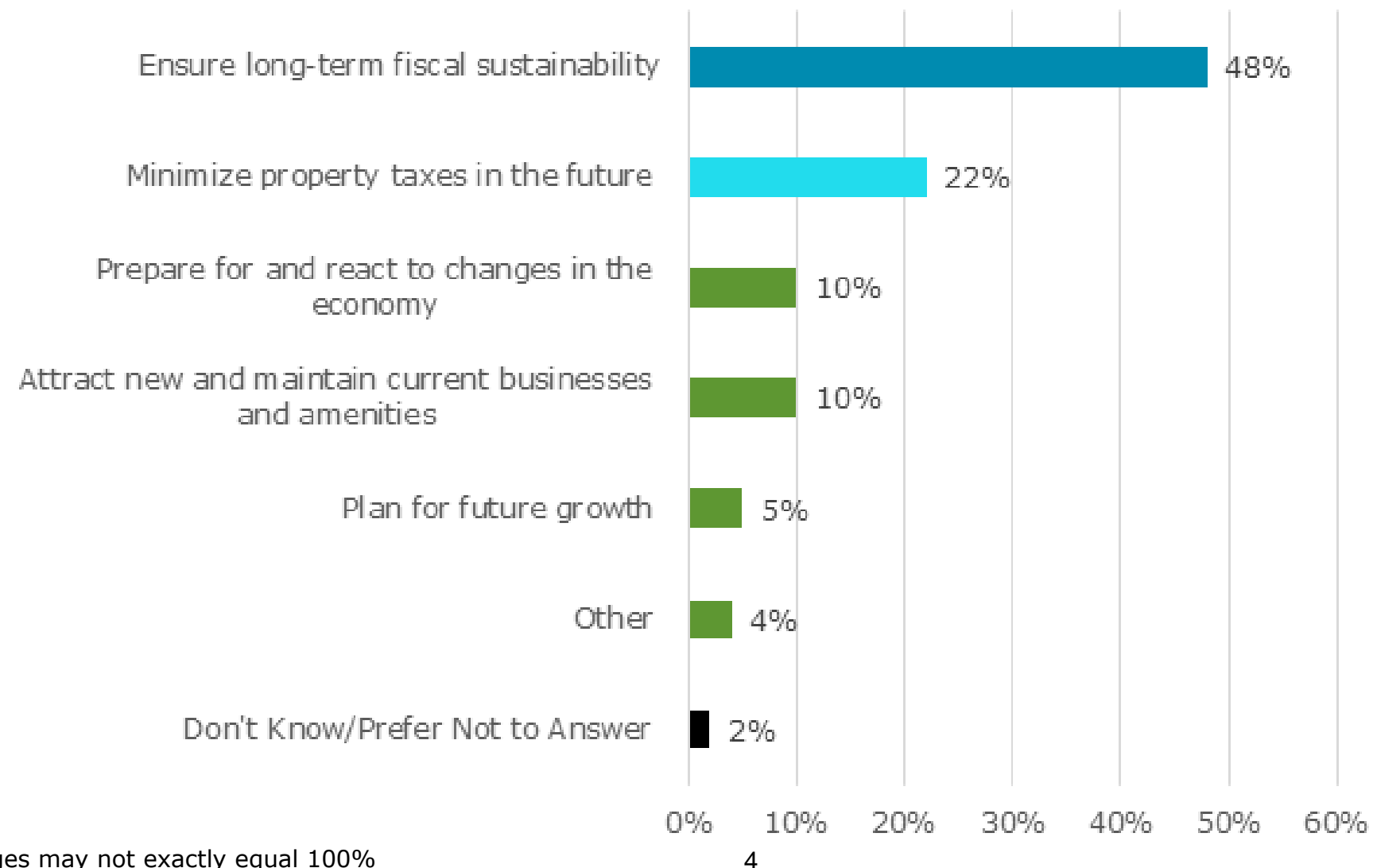


# Survey objectives

- Understand the views of residents, business owners and property owners as it relates to their priorities, property taxes, service levels and infrastructure in the County.
- Help develop 2023-2026 budgets for Council approval
- Inform decision-makers of resident preferences and attitudes
  - Administration recommendation
  - Council approval

# Priority to shape 2023-2026 budget

As Strathcona County prepares for the future, which of the following is most important to inform and shape 2023-2026 budgets and business plans?



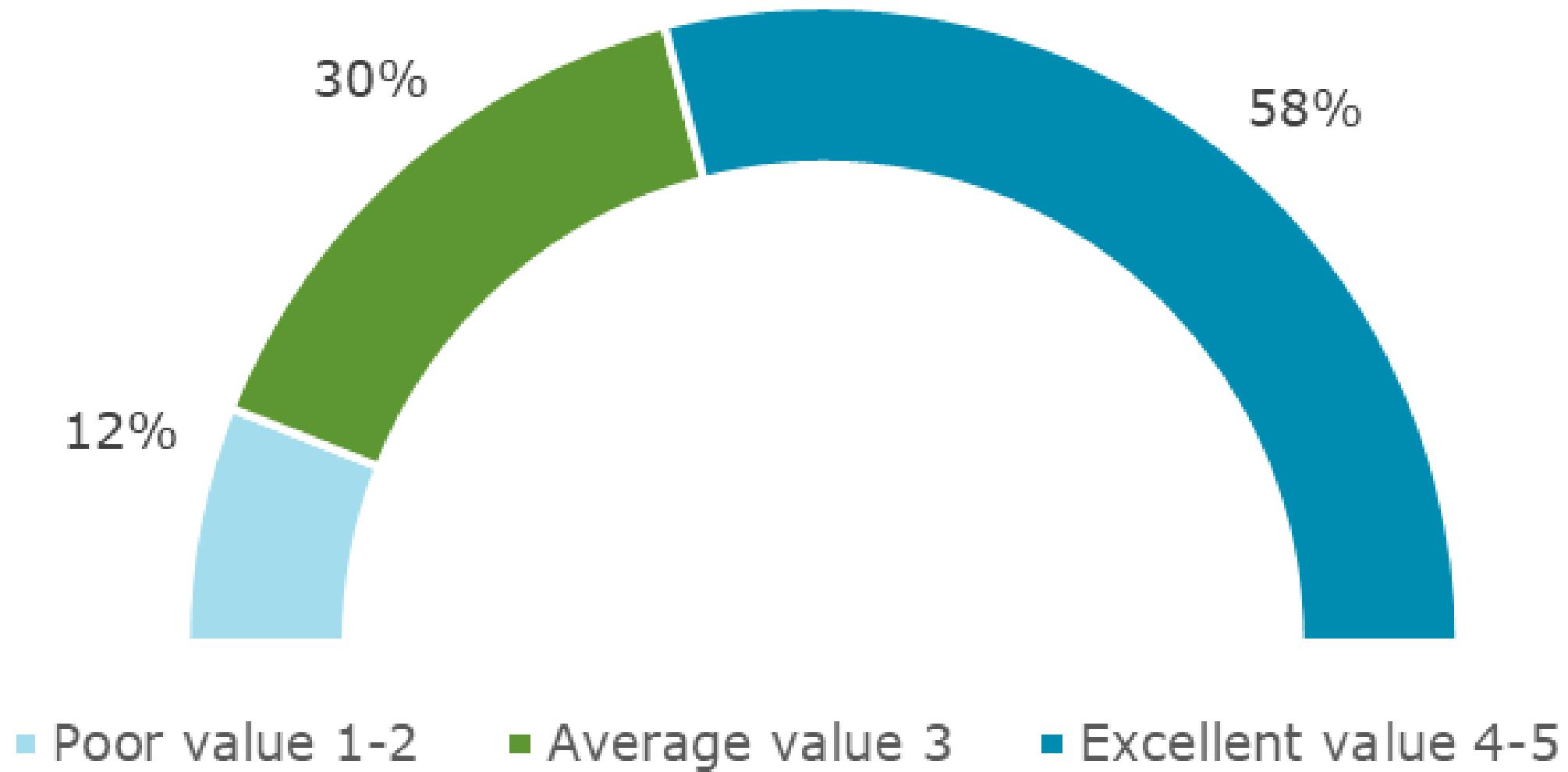
\*Due to rounding, percentages may not exactly equal 100%

# Tax rate changes 2023-2026

% of respondents (base 1,258)		Tax % Change      % of respondents	
<b>Increase property taxes</b>	58%	1% increase	23%
		2% increase	40%
		3% increase	21%
		4% or more increase	6%
		Don't know	10%
<b>Maintain property taxes</b>	35%	0%	-
<b>Decrease property taxes</b>	7%	1% decrease	12%
		2% decrease	27%
		3% decrease	19%
		4% or more decrease	42%
		Don't know	0%

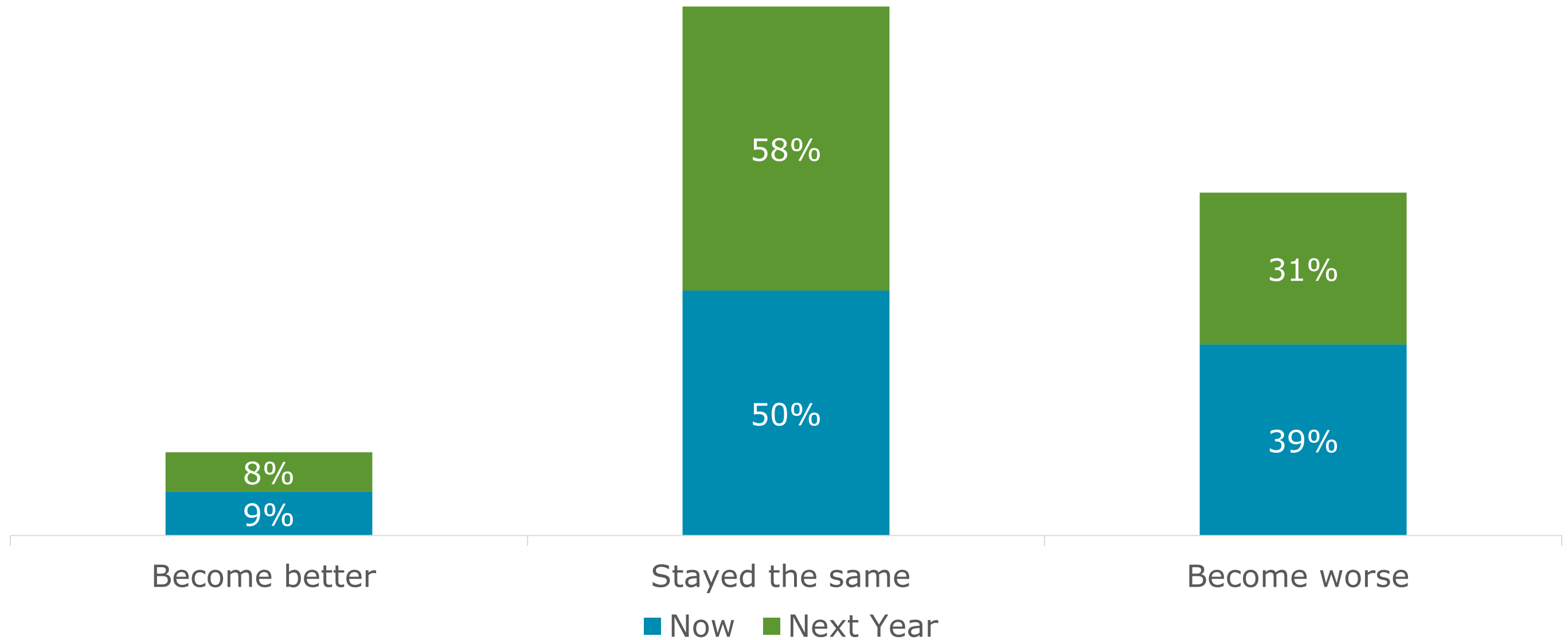
\*Due to rounding, percentages may not exactly equal 100%

# Value of County services



\*Due to rounding, percentages may not exactly equal 100%

# Personal financial situation



\*Due to rounding, percentages may not exactly equal 100%

# Respondent profile

- Areas within Strathcona County:
  - 75% - neighbourhood in Sherwood Park
  - 16% - rural subdivision
  - 9% - rural hamlet or rural non-subdivision
- Age:
  - 25 to 44 – 23%
  - 45 to 65 – 42%
  - 65+ - 31%
- Others:
  - Employment status
  - Household income
  - Rent or own





# Questions?

