

# RCMP



ROYAL CANADIAN MOUNTED POLICE



## Strathcona County RCMP Quarterly Update

**November 22, 2022**  
**Superintendent Dale KENDALL**  
**Officer in Charge**  
**Strathcona County RCMP Detachment**



# Annual Performance Plan (APP)

## Performance Plan Priorities, Initiatives and Measures

### 1) Community Engagement

- Youth Presentations
  - ❖ Target 50 presentations
  - ❖ Completed 62 (April – Sept)
- Seniors Presentations
  - ❖ Target 12 presentations (residential safety, personal safety and fraud/scams)
  - ❖ Completed 6 (April – Sept)
- Business Engagement
  - ❖ Target 200 business checks
  - ❖ Completed 159 (April – Sept)
- Town Hall Meetings
  - ❖ Target 2 town hall meetings
  - ❖ Completed 2 (April – Oct)







## Annual Performance Plan (APP)

### 2) Employee Wellness

- Member Supporting Member Committee
  - ❖ Target 9 meetings
  - ❖ Completed 4 (April – Sept)
- Continual Improvement Committee
  - ❖ Target 4 meetings
  - ❖ Completed 2 (April – Sept)
- Health & Fitness Committee
  - ❖ Target 9 meetings
  - ❖ Completed 4 (April – Sept)

### 3) Traffic Safety

- Officer Violator Contacts
  - ❖ Target 20,000 contacts
  - ❖ Completed 13,977 (April – Sept)





# Annual Performance Plan (APP)

## 4) Crime Reduction

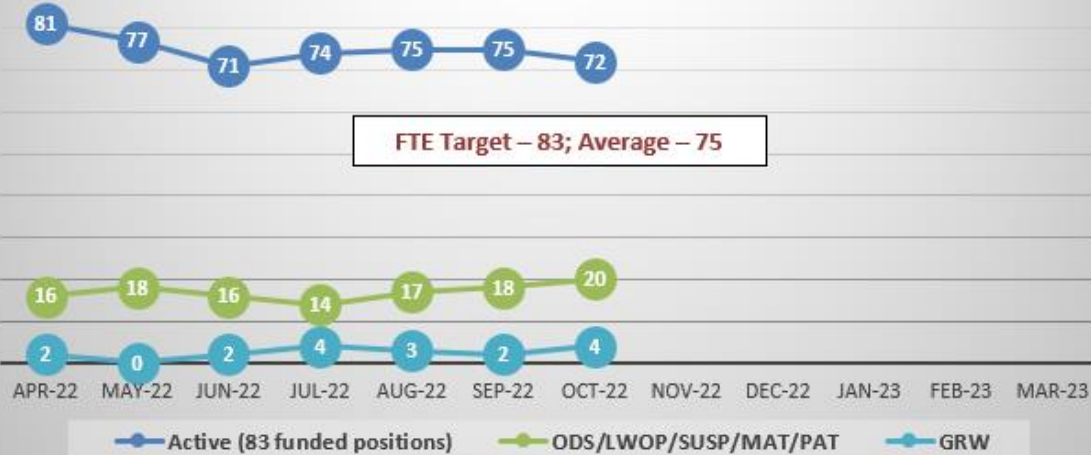
- Internal Information Sessions
  - ❖ Target 4 sessions
  - ❖ Completed 1 (April – Sept)
- Hot Spot Checks
  - ❖ Target 3,000 checks
  - ❖ Completed 2,681 (April – Sept)
- Offender Checks
  - ❖ Target 1,500 checks
  - ❖ Completed 302 (April – Sept)
- Proactive Rural / Urban Patrols
  - ❖ Target 10,000 patrols
  - ❖ Completed 6,910 (April – Sept)



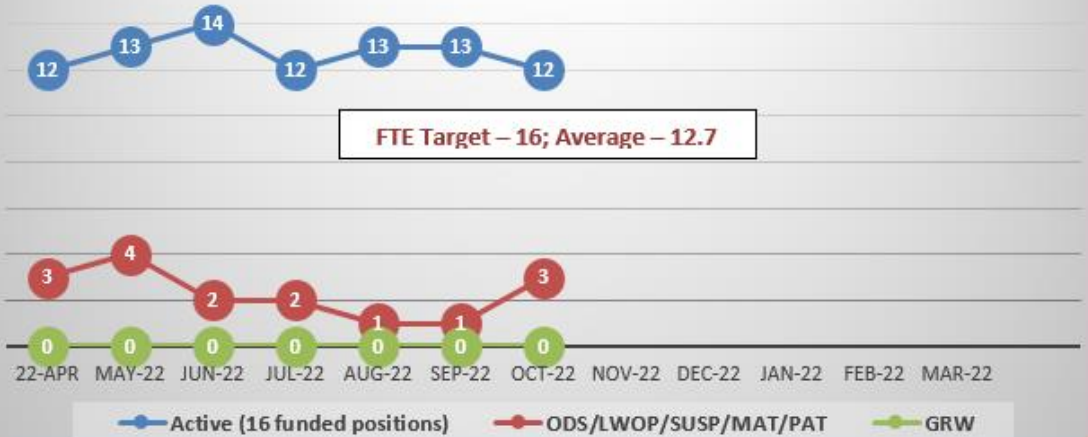


## Regular Member Staffing Levels 2022/2023

### Staffing Numbers - Municipal



### Staffing Numbers - Provincial







## Files of Interest

- Grandparent Fraud Scam – suspect arrested after a second attempted grandparent scam
- Crypto Currency (Bitcoin) Fraud - \$33,500 cryptocurrency fraud reported and one fraud stopped in progress
- Break and Enter - \$500,000 +, still under investigation, some stolen property has been recovered
- Impaired Causing Death – charges laid of impaired causing death x 2 and possession of cocaine
- Cannabis Store Shooting – police still following leads, investigation ongoing
- Member Involved Shooting (MIS) – two member involved shootings within 24 hour period, suspect deceased, ASIRT and Strathcona County GIS investigation still ongoing





## Community Engagement

- Community Advisory Committee
- Bike Patrols
- Community Safety and Wellbeing Committee (CSWB)
- Presentations to youth and seniors
- Cram the Cruiser
- Sumo Wrestling for adults with disabilities
- Various community events including Canada Day Celebrations, Highland Games, Ardrossan Safety Fair, K Days Magic Monday







## Community Engagement

- Community Survey
- Restorative Justice Program
- Diversity and Inclusion
- CPTED (Crime Prevention Through Environmental Design)
- Emergency Management Stakeholder
- Year End Report
- Traffic Advisory Committee
- Traffic Safety Action Committee
- Strathcona County Crime Watch
- Virtual Opioid Dependency Program







## Internal Team Wellness

- Internal Recognition Program
- Local Employee award presentations
- Detachment Lunch and Learns
- Member Supporting Member Committee
- Health & Fitness Committee
- Continual Improvement Committee
- Paint the Seacan Contest
- Group activities including Christmas party, pancake breakfast, decorating contests and family BBQ
- Internal presentations with community partners and support units





## Member Training

- Basic introductory course for Phased interviewing provided to 20 watch and CRU members
- Advanced Phased Interviewing provided to 9 GIS members and 11 Watch and CRU members
- Another Advanced Phased Interviewing is being scheduled for May 2023
- Basic and Advanced Cryptocurrency presentations on November 9, 2022
- Economic Crime Course is being sourced





# RCMP



ROYAL CANADIAN MOUNTED POLICE

## School Resource Officer Survey

- Survey was sent to all schools regarding the School Resource Officer Program with 42 people responding
- Responses received from principals, assistant principals, teachers and office administrators
- One question asked was how satisfied they were with the performance of the SRO at their school
  - ❖ 64% Highly satisfied
  - ❖ 17% Satisfied
  - ❖ 10% Neutral
  - ❖ 7% Somewhat dissatisfied
  - ❖ 2% Highly Dissatisfied
- The majority of the comments were positive. Respondents felt it was a “vital program” and are in support of the program continuing. The term “game-changer” was actually used twice. Many respondents were very grateful for the hard work of their SRO and see the value of the relationships built between the RCMP and the community’s youth.



# RCMP



ROYAL CANADIAN MOUNTED POLICE

## Restorative Justice / Youth Diversion Program

- In the last year 21 youth have been referred to the Youth Diversion Program
- Program has been incredibly effective
- 11 of the youth have been successful in the program
- 10 have not yet completed the program
- The coordinator for the Strathcona Youth Justice Committee, Lorri JESSE sent a positive email about the progress of the Youth Diversion Program

Lorri said ***“Just wanted to touch base with you to let you know that all of our files are going really well... Presently all of our youth have some sort of community service and are doing very well. I have had no complaints from any of our service providers. Feel free to share with the other members that diversion is going well!”***





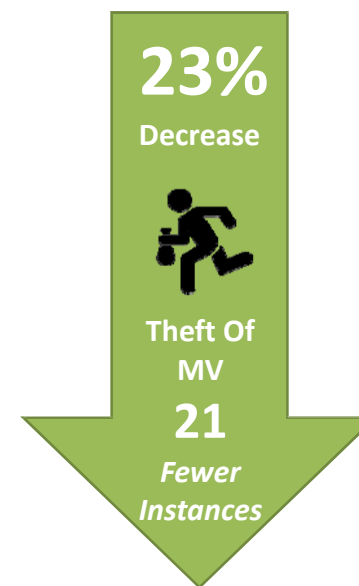


## Strathcona Municipal Detachment Statistics

Strathcona Municipal Detachment 2021 Metrics					
Metric	2017	2018	2019	2020	2021
CC/RM	49.6	50.8	49.7	43.6	43.4
CSI	60.3	58.0	634.3	N/A	N/A
CC/1000	62.8	64.4	61.9	53.6	52.4
PPR	776	789	802	815	828

Strathcona Municipal Detachment Criminal Code Clearance Rates					
CC Category	2017	2018	2019	2020	2021
Persons	65%	60%	62%	51%	48%
Property	15%	18%	18%	14%	15%
Other	74%	76%	70%	57%	60%
<b>Total</b>	<b>33%</b>	<b>36%</b>	<b>35%</b>	<b>30%</b>	<b>31%</b>

*Select Property Crime: 2022 vs 2021 January to September  
(Source: OSB Crime Gauge Stats)*




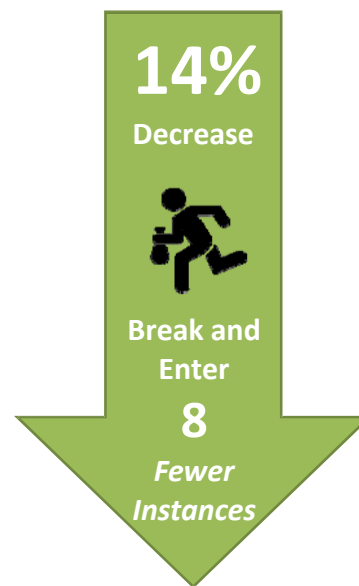


## Strathcona Provincial Detachment Statistics

Strathcona Provincial Detachment 2021 Metrics					
Metric	2017	2018	2019	2020	2021
CC/RM	92.6	74.0	77.3	66.9	64.0
CSI	100.3	97.2	64.9	70.5	N/A
CC/1000	50.8	40.6	39.6	36.9	37.7
PPR	1,828	1,824	1,950	1,815	1,698

Strathcona Provincial Detachment Criminal Code Clearance Rates					
CC Category	2017	2018	2019	2020	2021
Persons	63%	62%	66%	52%	48%
Property	8%	9%	11%	14%	8%
Other	49%	60%	43%	43%	42%
<b>Total</b>	<b>20%</b>	<b>24%</b>	<b>25%</b>	<b>26%</b>	<b>22%</b>

*Select Property Crime: 2022 vs 2021 January to May*  
*(Source: OSB Crime Gauge Stats)*





# RCMP



ROYAL CANADIAN MOUNTED POLICE

## Crime Gauge (Criminal Code Offences)

### Strathcona Municipal Crime Gauge

2022 vs. 2021  
January to September

#### Criminal Code Offences



**Total  
Criminal Code  
Offences:**

**7%**

**Decrease**

When compared to  
January to September, 2021

### Strathcona Provincial Crime Gauge

2022 vs. 2021  
January to September

#### Criminal Code Offences



**Total  
Criminal Code  
Offences:**

**11%**

**Decrease**

When compared to  
January to September, 2021





## 5 Year Trend Criminal Code (Municipal)

### Areas of Note

#### Up from 2021:

- Sexual Assaults
- Mischief
- Extortion
- Kidnapping/Hostage/Abduction

#### Down from 2021:

- Assault
- Break & Enter
- Theft of Motor Vehicle
- Theft over \$5000
- Possession of Stolen Goods
- Fraud
- Arson

### Strathcona Municipal Detachment Crime Statistics (Actual) January to September: 2018 - 2022

October 4, 2022

All categories contain "Attempted" and/or "Completed"

CATEGORY	Trend	2018	2019	2020	2021	2022	% Change 2018 - 2022	% Change 2021 - 2022	Avg File +/- per Year
Offences Related to Death		1	0	0	3	0	-100%	-100%	0.1
Robbery		12	9	8	10	10	-17%	0%	-0.3
Sexual Assaults		44	43	37	48	69	57%	44%	5.5
Other Sexual Offences		19	29	32	23	24	26%	4%	0.4
Assault		323	310	288	277	254	-21%	-8%	-17.1
Kidnapping/Hostage/Abduction		8	8	6	5	7	-13%	40%	-0.5
Extortion		11	2	19	17	30	173%	76%	5.3
Criminal Harassment		120	94	108	115	117	-3%	2%	1.5
Uttering Threats		157	134	116	137	141	-10%	3%	-2.9
TOTAL PERSONS		695	629	614	635	652	-6%	3%	-8.0
Break & Enter		194	179	167	131	110	-43%	-16%	-21.6
Theft of Motor Vehicle		109	117	96	91	70	-36%	-23%	-10.4
Theft Over \$5,000		62	53	45	41	31	-50%	-24%	-7.4
Theft Under \$5,000		1,028	1,015	923	813	784	-24%	-4%	-69.0
Possn Stn Goods		169	151	134	113	90	-47%	-20%	-19.6
Fraud		399	372	318	417	300	-23%	-28%	-15.3
Arson		15	8	9	22	16	7%	-27%	1.6
Mischief - Damage To Property		3	94	279	463	506	16767%	9%	137.5
Mischief - Other		417	297	117	105	124	-70%	18%	-77.8
TOTAL PROPERTY		2,396	2,286	2,088	2,196	2,031	-15%	-8%	-82.0
Offensive Weapons		70	56	79	74	63	-10%	-13%	0.4
Disturbing the peace		142	177	273	242	207	46%	-14%	19.5
Fail to Comply & Breaches		406	455	274	315	256	-37%	-19%	-44.0
OTHER CRIMINAL CODE		181	198	150	163	163	-10%	0%	-7.1
TOTAL OTHER CRIMINAL CODE		799	886	776	794	689	-14%	-13%	-31.2
TOTAL CRIMINAL CODE		3,890	3,801	3,478	3,625	3,372	-13%	-7%	-121.2





## 5 Year Trend Criminal Code (Provincial)

### Areas of Note

#### Up:

- Extortion
- Theft over \$5000
- Arson
- Mischief – Damage to Property

#### Down:

- Robbery
- Sexual Assaults
- Kidnapping/Hostage/Abduction
- Break and Enter
- Theft of Motor Vehicle
- Fraud

### Strathcona Provincial Detachment Crime Statistics (Actual) January to September: 2018 - 2022

All categories contain "Attempted" and/or "Completed"

October 4, 2022

CATEGORY	Trend	2018	2019	2020	2021	2022	% Change 2018 - 2022	% Change 2021 - 2022	Avg File +/- per Year
Offences Related to Death		2	3	3	1	1	-50%	0%	-0.4
Robbery		2	3	1	2	0	-100%	-100%	-0.5
Sexual Assaults		16	12	7	17	12	-25%	-29%	-0.3
Other Sexual Offences		6	5	6	12	2	-67%	-83%	-0.1
Assault		81	73	75	92	94	16%	2%	4.5
Kidnapping/Hostage/Abduction		3	2	1	3	1	-67%	-67%	-0.3
Extortion		7	1	5	4	8	14%	100%	0.5
Criminal Harassment		18	32	30	27	29	61%	7%	1.7
Uttering Threats		33	45	36	39	32	-3%	-18%	-0.8
<b>TOTAL PERSONS</b>		<b>168</b>	<b>176</b>	<b>164</b>	<b>197</b>	<b>179</b>	<b>7%</b>	<b>-9%</b>	<b>4.3</b>
Break & Enter		120	109	78	59	51	-58%	-14%	-18.8
Theft of Motor Vehicle		67	63	44	50	40	-40%	-20%	-6.7
Theft Over \$5,000		24	22	17	14	29	21%	107%	0.2
Theft Under \$5,000		204	223	183	118	118	-42%	0%	-27.7
Possn Stn Goods		107	89	90	87	67	-37%	-23%	-8.2
Fraud		90	97	73	157	97	8%	-38%	7.4
Arson		18	29	14	10	13	-28%	30%	-2.9
Mischief - Damage To Property		0	49	79	104	131	N/A	26%	31.7
Mischief - Other		101	79	16	22	22	-78%	0%	-21.5
<b>TOTAL PROPERTY</b>		<b>731</b>	<b>760</b>	<b>596</b>	<b>621</b>	<b>568</b>	<b>-22%</b>	<b>-9%</b>	<b>-46.5</b>
Offensive Weapons		47	65	66	57	42	-11%	-26%	-1.8
Disturbing the peace		18	18	27	23	25	39%	9%	1.9
Fail to Comply & Breaches		53	55	48	46	32	-40%	-30%	-5.1
<b>OTHER CRIMINAL CODE</b>		<b>42</b>	<b>43</b>	<b>37</b>	<b>54</b>	<b>43</b>	<b>2%</b>	<b>-20%</b>	<b>1.3</b>
<b>TOTAL OTHER CRIMINAL CODE</b>		<b>160</b>	<b>181</b>	<b>178</b>	<b>180</b>	<b>142</b>	<b>-11%</b>	<b>-21%</b>	<b>-3.7</b>
<b>TOTAL CRIMINAL CODE</b>		<b>1,059</b>	<b>1,117</b>	<b>938</b>	<b>998</b>	<b>889</b>	<b>-16%</b>	<b>-11%</b>	<b>-43.9</b>







## 5 Year Trend Federal Statutes (Municipal)

### Areas of Note

#### Up from 2021:

- Cannabis – Enforcement
- Federal Drug - General
- Injury MVC
- Property Damage MVC

#### Down from 2021:

- Drug Enforcement – Trafficking
- Liquor Act

### Strathcona Municipal Detachment Crime Statistics (Actual) January to September: 2018 - 2022

All categories contain "Attempted" and/or "Completed"

October 4, 2022

CATEGORY	Trend	2018	2019	2020	2021	2022	% Change 2018 - 2022	% Change 2021 - 2022	Avg File +/- per Year
Drug Enforcement - Production		0	0	0	0	0	N/A	N/A	0.0
Drug Enforcement - Possession		240	79	87	60	64	-73%	7%	-37.1
Drug Enforcement - Trafficking		63	53	83	62	21	-67%	-66%	-7.3
Drug Enforcement - Other		0	0	1	0	1	N/A	N/A	0.2
<b>Total Drugs</b>		<b>303</b>	<b>132</b>	<b>171</b>	<b>122</b>	<b>86</b>	<b>-72%</b>	<b>-30%</b>	<b>-44.4</b>
Cannabis Enforcement		0	10	5	6	8	N/A	33%	1.2
Federal - General		16	18	22	14	20	25%	43%	0.4
<b>TOTAL FEDERAL</b>		<b>319</b>	<b>160</b>	<b>198</b>	<b>142</b>	<b>114</b>	<b>-64%</b>	<b>-20%</b>	<b>-42.8</b>
Liquor Act		115	175	137	120	107	-7%	-11%	-7.1
Cannabis Act		0	52	38	39	36	N/A	-8%	5.9
Mental Health Act		358	352	386	438	422	18%	-8%	23.4
Other Provincial Stats		692	721	645	703	685	-1%	-3%	-3.2
<b>Total Provincial Stats</b>		<b>1,165</b>	<b>1,300</b>	<b>1,206</b>	<b>1,320</b>	<b>1,250</b>	<b>7%</b>	<b>-5%</b>	<b>19.0</b>
Municipal By-laws Traffic		3	8	4	1	1	-67%	0%	-1.1
Municipal By-laws		192	183	226	220	181	-6%	-18%	1.3
<b>Total Municipal</b>		<b>195</b>	<b>191</b>	<b>230</b>	<b>221</b>	<b>182</b>	<b>-7%</b>	<b>-18%</b>	<b>0.4</b>
Fetals		2	2	0	0	0	-100%	N/A	-0.6
Injury MVC		295	253	207	180	201	-32%	12%	-26.1
Property Damage MVC (Reportable)		1,164	999	788	697	809	-30%	16%	-101.2
Property Damage MVC (Non Reportable)		135	100	110	92	130	-4%	41%	-1.8
<b>TOTAL MVC</b>		<b>1,596</b>	<b>1,354</b>	<b>1,105</b>	<b>969</b>	<b>1,140</b>	<b>-29%</b>	<b>18%</b>	<b>-129.7</b>
Roadside Suspension - Alcohol (Prov)		N/A	N/A	N/A	N/A	103	N/A	N/A	N/A
Roadside Suspension - Drugs (Prov)		N/A	N/A	N/A	N/A	10	N/A	N/A	N/A
<b>Total Provincial Traffic</b>		<b>9,993</b>	<b>7,665</b>	<b>5,206</b>	<b>4,301</b>	<b>4,477</b>	<b>-55%</b>	<b>4%</b>	<b>-1,439.6</b>
Other Traffic		144	140	92	29	26	-82%	-10%	-34.7
Criminal Code Traffic		397	335	265	175	174	-56%	-1%	-60.6
<b>Common Police Activities</b>									
False Alarms		865	606	345	381	441	-49%	16%	-107.3
False/Abandoned 911 Call and 911 Act		778	371	175	164	153	-80%	-7%	-145.7
Suspicious Person/Vehicle/Property		408	554	486	456	424	4%	-7%	-6.6
Persons Reported Missing		109	71	83	59	102	-6%	73%	-2.6
Search Warrants		3	6	8	6	14	367%	133%	2.2
Spousal Abuse - Survey Code (Reported)		633	563	487	346	449	-29%	30%	-58.5
Form 10 (MHA) (Reported)		0	10	77	42	64	N/A	52%	16.0





## 5 Year Trend Federal Statutes (Provincial)

### Areas of Note

#### Up:

- Liquor Act
- Injury MVC
- Property Damage MVC
- Fatafs
- Drug Enforcement - Trafficking

#### Down:

- Drug Enforcement - Possession
- Federal Drug - General
- Cannabis Act
- Mental Health Act

### Strathcona Provincial Detachment Crime Statistics (Actual) January to September: 2018 - 2022

October 4, 2022

All categories contain "Attempted" and/or "Completed"

CATEGORY	Trend	2018	2019	2020	2021	2022	% Change 2018 - 2022	% Change 2021 - 2022	Avg File +/- per Year
Drug Enforcement - Production		3	0	0	0	0	-100%	N/A	-0.6
Drug Enforcement - Possession		52	17	33	25	14	-73%	-44%	-6.8
Drug Enforcement - Trafficking		9	7	10	6	8	-11%	33%	-0.3
Drug Enforcement - Other		0	0	0	0	0	N/A	N/A	0.0
Total Drugs		64	24	43	31	22	-66%	-29%	-7.7
Cannabis Enforcement		0	2	3	0	0	N/A	N/A	-0.2
Federal - General		1	3	6	10	4	300%	-60%	1.3
TOTAL FEDERAL		65	29	52	41	26	-60%	-37%	-6.6
Liquor Act		33	38	20	19	30	-9%	58%	-2.5
Cannabis Act		0	10	9	26	14	N/A	-46%	4.4
Mental Health Act		87	91	107	104	88	1%	-15%	1.5
Other Provincial Stats		185	157	192	204	181	-2%	-11%	3.9
Total Provincial Stats		305	296	328	353	313	3%	-11%	7.3
Municipal By-laws Traffic		0	1	1	0	0	N/A	N/A	-0.1
Municipal By-laws		48	78	114	127	80	67%	-37%	11.3
Total Municipal		48	79	115	127	80	67%	-37%	11.2
Fatafs		2	3	3	3	5	150%	67%	0.6
Injury MVC		107	128	103	98	106	-1%	8%	-3.2
Property Damage MVC (Reportable)		343	389	274	243	331	-3%	36%	-17.0
Property Damage MVC (Non Reportable)		87	97	92	70	99	14%	41%	-0.3
TOTAL MVC		539	617	472	414	541	0%	31%	-19.9
Roadside Suspension - Alcohol (Prov)		N/A	N/A	N/A	N/A	77	N/A	N/A	N/A
Roadside Suspension - Drugs (Prov)		N/A	N/A	N/A	N/A	2	N/A	N/A	N/A
Total Provincial Traffic		5,271	6,219	3,692	3,853	3,424	-35%	-11%	-606.0
Other Traffic		64	86	46	32	14	-78%	-56%	-15.4
Criminal Code Traffic		245	168	142	124	99	-60%	-20%	-33.6
<b>Common Police Activities</b>									
False Alarms		301	185	89	90	121	-60%	34%	-45.5
False/Abandoned 911 Call and 911 Act		197	85	61	45	56	-72%	24%	-32.2
Suspicious Person/Vehicle/Property		227	222	206	174	177	-22%	2%	-14.8
Persons Reported Missing		21	26	16	18	17	-19%	-6%	-1.6
Search Warrants		6	3	6	4	12	100%	200%	1.3
Spousal Abuse - Survey Code (Reported)		144	137	119	99	144	0%	45%	-3.8
Form 10 (MHA) (Reported)		0	5	30	17	11	N/A	-35%	3.4



# RCMP



ROYAL CANADIAN MOUNTED POLICE

## Questions?

