

RCMP



ROYAL CANADIAN MOUNTED POLICE

Enclosure 1



Strathcona County RCMP Quarterly Update



September 5, 2023
Superintendent Dale KENDALL
Officer in Charge
Strathcona County RCMP Detachment



Annual Performance Plan 2023/2024

Performance Plan Priorities, Initiatives and Measures

1) Property Crime (April 2023 to June 2023)

- Fraud Presentations
 - ❖ Target: 12
 - ❖ Completed: 4
- Property Crime Examiner Presentations
 - ❖ Target: 4
 - ❖ Completed: 0
- RAVE Alerts
 - ❖ Target: 24
 - ❖ Completed: 16
- Robbery Awareness Presentations
 - ❖ Target: 2
 - ❖ Completed: 0
- Proactive Rural/Urban Patrols
 - ❖ Target: 10,000
 - ❖ Completed: 4,467
- Hot Spot Checks
 - ❖ Target: 3,000
 - ❖ Completed: 1,522
- Offender Management Checks
 - ❖ Target: 400
 - ❖ Completed: 178





Annual Performance Plan 2023/2024

2) Family Violence & Persons Crime (April 2023 to June 2023)

- Domestic Violence Presentations
 - ❖ Target: 2
 - ❖ Completed: 4
- Community Partner Presentations
 - ❖ Target: 4
 - ❖ Completed: 1

3) Employee Wellness (April 2023 to June 2023)

- Detachment Events
 - ❖ Target: 12
 - ❖ Completed: 4
- Continuous Improvement Committee Meetings
 - ❖ Target: 4
 - ❖ Completed: 1





Annual Performance Plan 2023/2024

4) Traffic Safety (April 2022 to March 2023)

- Officer Violator Contacts
 - ❖ Target: 25,000
 - ❖ Completed: 9,506
- Checkstops / TENSOR
 - ❖ Target: 30
 - ❖ Completed: 7
- Impaired Driving Presentations
 - ❖ Target: 12
 - ❖ Completed: 2
- Commercial Vehicle Enforcement Checks
 - ❖ Target: 400
 - ❖ Completed: 296





Annual Performance Plan 2023/2024

5) Community Engagement (April 2023 to June 2023)

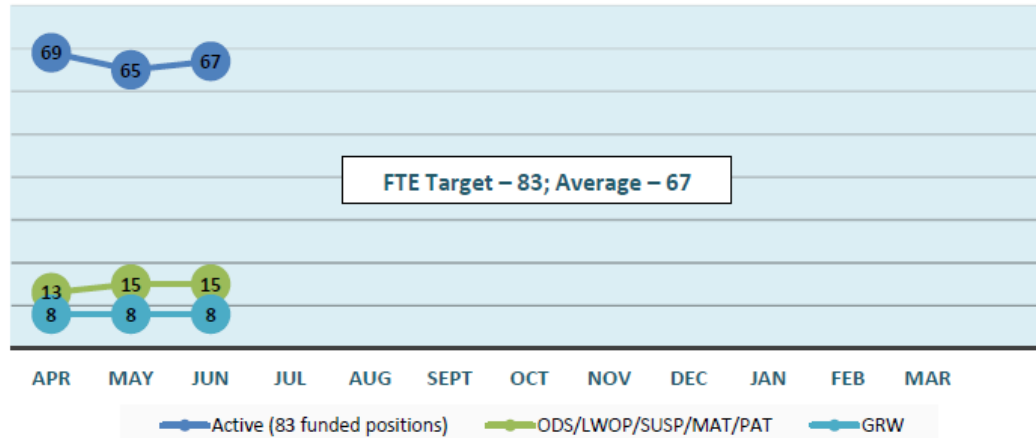
- Youth Presentations
 - ❖ Target: 50
 - ❖ Completed: 11
- Seniors Presentations
 - ❖ Target: 12
 - ❖ Completed: 9
- Town Hall Meetings
 - ❖ Target: 2
 - ❖ Completed: 0



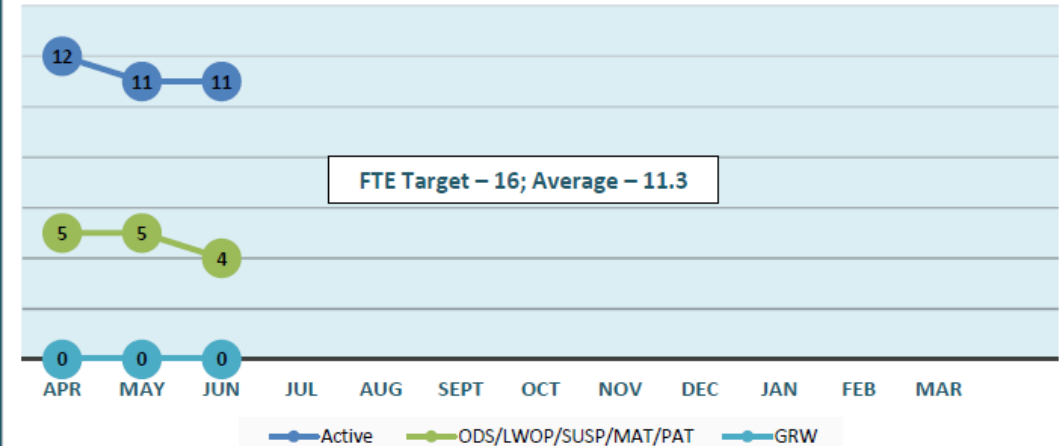


Regular Member Staffing Levels 2023/2024

Staffing Numbers - Municipal 2023/2024



Staffing Numbers - Provincial 2023/2024





Files of Interest

- Car dealership \$800k internal fraud, still under investigation – April
- Weapons trafficking of 5 weapons, charges pending – April
- Body found in North Saskatchewan River, determined suicide in Edmonton – May
- Theft from motor vehicles series; approximately 30 vehicles were broken into in Sherwood Park. The suspect was located and charged with theft and possession of property obtained by crime – May
- Male charged with kidnapping, assault with a weapon, careless use of a weapon, unauthorized possession of a firearm, point firearm, unsafe storage of a firearm, fail to comply with court order x 3 and uttering threats – May
- Horrific child abuse case where father was charged with forcible confinement, aggravated assault x 2, assault with a weapon, obstruction, uttering threats - May
- Three suspects from Vancouver did break & enters in Vancouver, Banff, Calgary and Sherwood Park. Suspects located SW of Sherwood Park with multiple stolen items found resulted in 17 charges against 2 males and 1 female from Winnipeg - June





Frauds in Strathcona County

- Between January 01, 2023 and June 07, 2023, there were 205 frauds and attempted frauds in Strathcona Municipal Detachment.
- The 136 successful frauds caused financial losses ranging from \$5 to \$800,000, for a total loss of \$1,966,906.33.
- Three frauds accounted for 57% (\$1,125,000) of the total losses. These frauds included an employee defrauding a business of \$800,000, unauthorized access to bank accounts obtained through identity fraud resulting in a \$175,000 loss to an individual, and an online romance scam that cost one victim \$150,000.
- Apart from these three outliers, the average financial loss for successful frauds was \$6,330.12 per victim. However, 29% of successful frauds were for \$500 or less.
- Fraud is most prevalent in Alberta with 22% reporting to be a victim of fraud in the past 5 years. The national average is 17%.
- Albertans made 5,234 reports of fraud in 2021, losing nearly \$30 million.



RCMP



ROYAL CANADIAN MOUNTED POLICE

Youth Diversion Program Update

- Many of the youth completed between 25 - 40 hours of Community Service at either the Boys and Girls Club, Heartland Church or Silver Birch Lodge.
- Some of their sanctions included the following:
 - ❖ Read a self help book and write a review and explain to Youth Justice how the book will help them in her future.
 - ❖ Attend 5 counselling sessions and to follow all recommendations and write an essay on their role model.
 - ❖ Apology letter to victim.
 - ❖ Complete a diagram around substance abuse and complete a career pathways assignment.
 - ❖ Complete random acts of kindness.
 - ❖ Complete a 6 frame comic related to those who were affected by their actions.



RCMP



ROYAL CANADIAN MOUNTED POLICE

Youth Diversion Program Feedback

- Youth and Guardian Feedback from the Program:
 - ❖ One of the parents said their child was doing great and she was actually sad to be finished with her community service hours as she really enjoyed it. Her daughter might see if they will let her continue volunteering.
 - ❖ The mom was very happy there is a program for kids who get into trouble as she sees Youth Justice making a difference with her daughter.
 - ❖ One of the parents said she was very appreciative of the program and how we worked with them to help her son understand how his actions affected so many people. Her son really enjoyed his community service hours and will be applying for a job at Silver Birch.





Frauds in Strathcona County

Fraud Type	Reported	Successful	Amount Lost	Average Loss per victim
Identity Theft And Fraud	94	50	\$ 457,458.45	\$ 9,149.17
Merchandise	24	22	\$ 28,569.09	\$ 1,298.60
Phishing	16	13	\$ 101,234.33	\$ 7,787.26
Bank Investigator	14	11	\$ 90,319.85	\$ 8,210.90
Cryptocurrency / Investment	10	10	\$ 147,603.25	\$ 14,760.33
Grandparent Scam	8	4	\$ 28,140.00	\$ 7,035.00
Romance	6	5	\$ 268,750.00	\$ 53,750.00
Vendor Fraud	5	3	\$ 7,350.00	\$ 2,450.00
Service	5	2	\$ 3,053.00	\$ 1,526.50
Job	4	3	\$ 5,392.26	\$ 1,797.42
Unknown	3	3	\$ 2,052.00	\$ 684.00
Extortion	3	3	\$ 1,800.00	\$ 600.00
Business Proposals, Fake	2	2	\$ 815,000.00	\$ 407,500.00
Prize	2	1	\$ 1,200.00	\$ 1,200.00
Loan	2	1	\$ 2,300.00	\$ 2,300.00
Canada Revenue Agency	2	0	\$ -	\$ -
Psychic	1	1	\$ 684.10	\$ 684.10
Grant	1	1	\$ 1,000.00	\$ 1,000.00
Tech Support	1	1	\$ 5,000.00	\$ 5,000.00
Donation	1	0	\$ -	\$ -
Hostage	1	0	\$ -	\$ -
Grand Total	205	136	\$ 1,966,906.33	\$ 14,462.55

Table 1: Reported frauds in Strathcona Municipal Detachment, 2023-01-01 to 2023-06-07



RCMP



ROYAL CANADIAN MOUNTED POLICE

Community Engagement

- Musical Ride
- 100th Birthday Celebrations
- Great Canadian Trade Fair & Sale
- Bike Rodeo
- Canada Day Celebrations
- Youth RCMP Camp Detachment Tours
- Bike Patrols





Community Engagement (ongoing)

- Community Advisory Committee
- Community Safety and Wellbeing Committee (CSWB)
- Restorative Justice Program
- Diversity and Inclusion
- CPTED (Crime Prevention Through Environmental Design)
- Emergency Management Stakeholder
- Year End Report
- Traffic Advisory Committee
- Traffic Safety Action Committee
- Strathcona County Crime Watch
- Virtual Opioid Dependency Program



RCMP



ROYAL CANADIAN MOUNTED POLICE

RCMP Youth Camps



RCMP Alberta
@RCMPAlberta

Do you know any high school students who have always wanted to wear the Red Serge? #RCMP Depot Youth Camp is back this July! This immersive summer camp teaches students about the unique career opportunities at the RCMP. To apply, email KYouthCamps-Kcampsdejeunes@rcmp-grc.gc.ca



8:12 AM · Jan 18, 2023 · 5,962 Views

Alberta RCMP hosts Soaring Eagles Indigenous Youth Camp

28 Indigenous youth graduated from the camp on Friday August 12, 2022

[SHAELA DANSEREAU](#) / Aug. 15, 2022 7:30 a.m. / [NEWS](#)



2022 Alberta RCMP Soaring Eagles camp attendees (Eagles) Royal Canadian Mounted Police in Alberta




RCMP



ROYAL CANADIAN MOUNTED POLICE

Internal Team Wellness

- Local Employee award presentations
- Continual Improvement Committee
- Internal Recognition Program
- Group activities including street hockey tournament and food truck.
- Internal presentations with community partners and support units including a financial planning speaker.



RCMP



ROYAL CANADIAN MOUNTED POLICE



Musical Ride

- To celebrate the RCMP's 150th anniversary, Strathcona County hosted the RCMP Musical Ride on June 15th at Strathcona Olympiette Centre and on June 17th in Ardrossan.
- Both events were a huge success with many employees and the public attending each event.



RCMP



ROYAL CANADIAN MOUNTED POLICE

Crime Severity Index

- What is the Crime Severity Index in Canada?

The Crime Severity Index (CSI) measures changes in the level of severity of crime in Canada from year to year. In the index, all crimes are assigned a weight based on their seriousness. The level of seriousness is based on actual sentences handed down by the courts in all provinces and territories. It covers all Criminal Code violations including traffic, as well as drug violations and violations of all Federal Statutes. Each criminal offence is weighted based on sentences given.

- Strathcona County Municipal CSI went down from 61.7 in 2021 to 55.4 in 2022.
- Strathcona County Provincial CSI went down from 57.7 in 2021 to 47.3 in 2022.
- The overall CSI in Alberta for 2022 was 103.2.



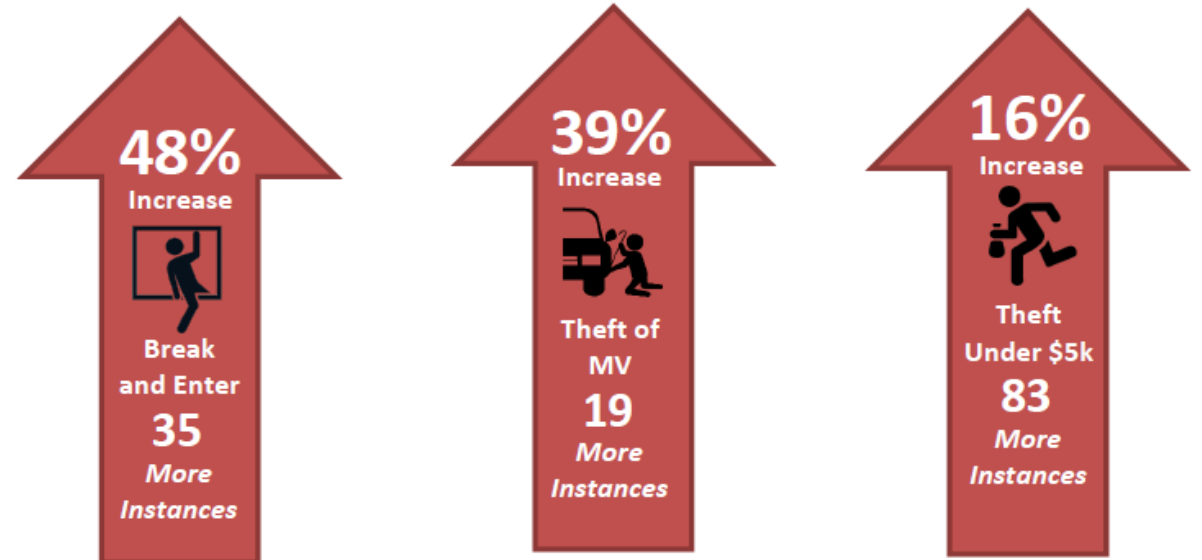


Strathcona Municipal Detachment Statistics

Strathcona Municipal Detachment 2022 Metrics					
Metric	2018	2019	2020	2021	2022
CC/RM	50.8	49.7	43.6	41.9	41.4
CSI	58.0	64.3	61.6	62.3	N/A
CC/1000	65.0	63.4	55.5	53.1	52.3
PPR	781	784	786	789	791

Strathcona Municipal Detachment Criminal Code Clearance Rates					
CC Category	2018	2019	2020	2021	2022
Persons	60%	62%	50%	48%	50%
Property	18%	18%	14%	15%	14%
Other	76%	70%	57%	60%	56%
Total	36%	35%	30%	32%	31%

*Select Property Crime: 2023 vs 2022 January to June
(Source: OSB Crime Gauge Stats)*



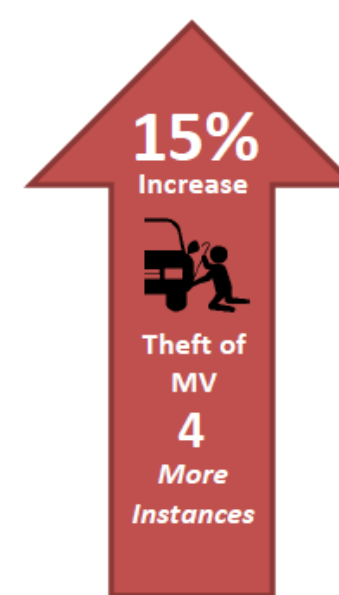



Strathcona Provincial Detachment Statistics

Strathcona Provincial Detachment 2022 Metrics					
Metric	2018	2019	2020	2021	2022
CC/RM	74.0	77.3	66.9	60.4	56.6
CSI	97.2	64.9	70.8	58.7	N/A
CC/1000	40.4	39.4	36.6	35.2	32.9
PPR	1,829	1,961	1,831	1,717	1,717

Strathcona Provincial Detachment Criminal Code Clearance Rates					
CC Category	2018	2019	2020	2021	2022
Persons	62%	66%	52%	48%	43%
Property	9%	11%	14%	9%	10%
Other	60%	43%	43%	42%	37%
Total	24%	25%	26%	23%	21%

Select Property Crime: 2023 vs 2022 January to June
(Source: OSB Crime Gauge Stats)



RCMP



ROYAL CANADIAN MOUNTED POLICE

Crime Gauge (Criminal Code Offences)

Strathcona Municipal Crime Gauge

2023 vs. 2022
January to June


Criminal Code Offences



Strathcona Provincial Crime Gauge

2023 vs. 2022
January to June

Criminal Code Offences





5 Year Trend Criminal Code (Municipal)

Areas of Note

Up from 2022:

- Kidnapping/Hostage/Abduction
- Extortion
- Uttering Threats
- Break & Enter
- Theft of Motor Vehicle
- Theft Over \$5000
- Possession of Stolen Goods
- Fraud
- Arson

Down from 2022:

- Sexual Assaults
- Offensive Weapons

Strathcona Municipal Detachment

Crime Statistics (Actual)

January to June: 2019 - 2023

All categories contain "Attempted" and/or "Completed"

July 4, 2023

CATEGORY	Trend	2019	2020	2021	2022	2023	% Change 2019 - 2023	% Change 2022 - 2023	Avg File +/- per Year
Offences Related to Death		0	0	3	0	0	N/A	N/A	0.0
Robbery		3	6	7	4	4	33%	0%	0.0
Sexual Assaults		32	17	28	50	32	0%	-36%	3.3
Other Sexual Offences		23	22	15	14	15	-35%	7%	-2.4
Assault		190	173	176	181	196	3%	8%	2.0
Kidnapping/Hostage/Abduction		5	5	4	5	6	20%	20%	0.2
Extortion		0	13	8	16	19	N/A	19%	4.1
Criminal Harassment		73	68	75	71	70	-4%	-1%	-0.3
Uttering Threats		86	81	84	81	109	27%	35%	4.6
TOTAL PERSONS		412	385	400	422	451	9%	7%	11.5
Break & Enter		105	107	90	73	108	3%	48%	-2.8
Theft of Motor Vehicle		65	62	53	49	68	5%	39%	-0.7
Theft Over \$5,000		35	26	27	19	32	-9%	68%	-1.3
Theft Under \$5,000		618	574	536	522	605	-2%	16%	-7.8
Possn Stn Goods		80	72	82	61	84	5%	38%	-0.3
Fraud		226	201	206	186	225	0%	21%	-1.7
Arson		6	6	15	4	7	17%	75%	0.0
Mischief - Damage To Property		4	153	292	339	331	8175%	-2%	84.0
Mischief - Other		237	67	69	85	96	-59%	13%	-26.4
TOTAL PROPERTY		1,376	1,268	1,370	1,338	1,556	13%	16%	43.0
Offensive Weapons		27	32	50	44	36	33%	-18%	3.0
Disturbing the peace		100	171	152	119	162	62%	36%	7.2
Fail to Comply & Breaches		293	175	206	179	173	-41%	-3%	-23.6
OTHER CRIMINAL CODE		128	84	89	98	89	-30%	-9%	-6.4
TOTAL OTHER CRIMINAL CODE		548	462	497	440	460	-16%	5%	-19.8
TOTAL CRIMINAL CODE		2,336	2,115	2,267	2,200	2,467	6%	12%	34.7





5 Year Trend Criminal Code (Provincial)

Areas of Note

Up from 2022:

- Other Sexual Offences
- Kidnapping/Hostage/Abduction
- Criminal Harassment
- Uttering Threats
- Arson
- Disturbing the Peace

Down from 2022:

- Sexual Assaults
- Extortion
- Theft over \$5000
- Mischief – Damage to Property

Strathcona Provincial Detachment Crime Statistics (Actual) January to June: 2019 - 2023

All categories contain "Attempted" and/or "Completed"

July 4, 2023

CATEGORY	Trend	2019	2020	2021	2022	2023	% Change 2019 - 2023	% Change 2022 - 2023	Avg File +/- per Year
Offences Related to Death		2	3	0	0	1	-50%	N/A	-0.5
Robbery		2	1	2	0	1	-50%	N/A	-0.3
Sexual Assaults		8	4	10	8	5	-38%	-38%	-0.2
Other Sexual Offences		2	2	7	1	5	150%	400%	0.5
Assault		47	45	59	57	60	28%	5%	3.8
Kidnapping/Hostage/Abduction		1	1	2	1	3	200%	200%	0.4
Extortion		1	4	4	4	2	100%	-50%	0.2
Criminal Harassment		21	22	19	15	23	10%	53%	-0.3
Uttering Threats		27	23	24	23	32	19%	39%	1.0
TOTAL PERSONS		111	105	127	109	132	19%	21%	4.6
Break & Enter		62	42	47	32	37	-40%	16%	-6.0
Theft of Motor Vehicle		39	20	33	27	31	-21%	15%	-0.9
Theft Over \$5,000		12	7	13	23	16	33%	-30%	2.4
Theft Under \$5,000		128	95	83	79	90	-30%	14%	-9.2
Possn Stn Goods		62	44	67	44	46	-26%	5%	-3.2
Fraud		65	45	61	70	71	9%	1%	3.7
Arson		22	6	5	7	9	-59%	29%	-2.5
Mischief - Damage To Property		5	47	68	92	76	1420%	-17%	18.7
Mischief - Other		70	7	12	12	18	-74%	50%	-9.9
TOTAL PROPERTY		465	313	389	386	394	-15%	2%	-6.9
Offensive Weapons		27	38	47	22	19	-30%	-14%	-3.2
Disturbing the peace		10	14	11	9	23	130%	156%	2.1
Fail to Comply & Breaches		38	31	33	21	17	-55%	-19%	-5.2
OTHER CRIMINAL CODE		30	17	37	28	35	17%	25%	2.1
TOTAL OTHER CRIMINAL CODE		105	100	128	80	94	-10%	18%	-4.2
TOTAL CRIMINAL CODE		681	518	644	575	620	-9%	8%	-6.5





5 Year Trend Federal Statutes (Municipal)

Areas of Note

Up from 2022:

- Liquor Act
- Property Damage MVC (Reportable)
- Municipal Bylaws

Down from 2022:

- Drug Enforcement – Possession
- Cannabis Enforcement
- Drugs – Federal – General

All categories contain "Attempted" and/or "Completed"

CATEGORY	Trend	2019	2020	2021	2022	2023	% Change 2019 - 2023	% Change 2022 - 2023	Avg File +/- per Year
Drug Enforcement - Production		0	0	0	0	0	N/A	N/A	0.0
Drug Enforcement - Possession		50	51	55	47	37	-26%	-21%	-3.0
Drug Enforcement - Trafficking		36	41	47	24	24	-33%	0%	-4.1
Drug Enforcement - Other		0	0	1	0	0	N/A	N/A	0.0
Total Drugs		86	92	103	71	61	-29%	-14%	-7.1
Cannabis Enforcement		7	3	3	5	2	-71%	-60%	-0.8
Federal - General		11	13	10	17	15	36%	-12%	1.2
TOTAL FEDERAL		104	108	116	93	78	-25%	-16%	-6.7
Liquor Act		114	75	63	58	92	-19%	59%	-6.1
Cannabis Act		35	23	20	24	21	-40%	-13%	-2.7
Mental Health Act		235	251	296	281	274	17%	-2%	10.8
Other Provincial Stats		503	386	404	451	482	-4%	7%	2.3
Total Provincial Stats		887	735	783	814	869	-2%	7%	4.3
Municipal By-laws Traffic		6	3	1	0	1	-83%	N/A	-1.3
Municipal By-laws		95	115	117	91	115	21%	26%	1.6
Total Municipal		101	118	118	91	116	15%	27%	0.3
Fatals		2	0	0	0	0	-100%	N/A	-0.4
Injury MVC		184	145	96	152	157	-15%	3%	-4.7
Property Damage MVC (Reportable)		693	566	475	583	665	-4%	14%	-3.9
Property Damage MVC (Non Reportable)		69	78	66	92	90	30%	-2%	5.6
TOTAL MVC		948	789	637	827	912	-4%	10%	-3.4
Roadside Suspension - Alcohol (Prov)		N/A	N/A	N/A	N/A	74	N/A	N/A	N/A
Roadside Suspension - Drugs (Prov)		N/A	N/A	N/A	N/A	4	N/A	N/A	N/A
Total Provincial Traffic		4,912	3,211	3,003	2,676	3,007	-39%	12%	-434.5
Other Traffic		87	52	13	16	2	-98%	-88%	-20.6
Criminal Code Traffic		231	174	102	113	123	-47%	9%	-27.7
Common Police Activities									
False Alarms		417	235	240	273	361	-13%	32%	-7.4
False/Abandoned 911 Call and 911 Act		244	111	107	106	124	-49%	17%	-24.5
Suspicious Person/Vehicle/Property		322	285	330	243	248	-23%	2%	-19.0
Persons Reported Missing		47	50	42	60	44	-6%	-27%	0.4
Search Warrants		2	6	8	12	4	100%	-67%	1.0
Spousal Abuse - Survey Code (Reported)		388	300	286	300	304	-22%	1%	-16.8
Form 10 (MHA) (Reported)		0	48	37	39	42	N/A	8%	7.5





5 Year Trend Federal Statutes (Provincial)

Areas of Note

Up from 2022:

- Drug Enforcement – Trafficking
- Mental Health Act
- Municipal By-laws
- Liquor Act

Down from 2022:

- Cannabis Act
- Injury MVC
- Property Damage MVC (Non Reportable)
- Drug Enforcement – Possession

All categories contain "Attempted" and/or "Completed"

CATEGORY	Trend	2019	2020	2021	2022	2023	% Change 2019 - 2023	% Change 2022 - 2023	Avg File +/- per Year
Drug Enforcement - Production		0	0	0	0	0	N/A	N/A	0.0
Drug Enforcement - Possession		10	21	24	9	7	-30%	-22%	-1.8
Drug Enforcement - Trafficking		4	6	2	2	3	-25%	50%	-0.6
Drug Enforcement - Other		0	0	0	0	0	N/A	N/A	0.0
Total Drugs		14	27	26	11	10	-29%	-9%	-2.4
Cannabis Enforcement		0	3	0	0	0	N/A	N/A	-0.3
Federal - General		1	4	9	3	4	300%	33%	0.5
TOTAL FEDERAL		15	34	35	14	14	-7%	0%	-2.2
Liquor Act		21	13	13	14	18	-14%	29%	-0.5
Cannabis Act		4	5	22	7	6	50%	-14%	0.6
Mental Health Act		64	65	65	64	87	36%	36%	4.5
Other Provincial Stats		110	109	139	122	142	29%	16%	7.7
Total Provincial Stats		199	192	239	207	253	27%	22%	12.3
Municipal By-laws Traffic		1	1	0	0	1	0%	N/A	-0.1
Municipal By-laws		38	52	49	33	49	29%	48%	0.3
Total Municipal		39	53	49	33	50	28%	52%	0.2
Fatals		3	3	2	1	1	-67%	0%	-0.6
Injury MVC		90	78	67	85	65	-28%	-24%	-4.3
Property Damage MVC (Reportable)		283	193	182	221	246	-13%	11%	-4.6
Property Damage MVC (Non Reportable)		73	72	50	79	65	-11%	-18%	-0.9
TOTAL MVC		449	346	301	386	377	-16%	-2%	-10.4
Roadside Suspension - Alcohol (Prov)		N/A	N/A	N/A	N/A	30	N/A	N/A	N/A
Roadside Suspension - Drugs (Prov)		N/A	N/A	N/A	N/A	3	N/A	N/A	N/A
Total Provincial Traffic		4,113	2,093	2,693	2,138	1,886	-54%	-12%	-440.9
Other Traffic		50	28	18	7	5	-90%	-29%	-11.1
Criminal Code Traffic		121	87	80	62	64	-47%	3%	-13.9
Common Police Activities									
False Alarms		122	46	46	69	77	-37%	12%	-6.7
False/Abandoned 911 Call and 911 Act		50	41	30	35	53	6%	51%	0.0
Suspicious Person/Vehicle/Property		131	107	115	91	90	-31%	-1%	-9.8
Persons Reported Missing		19	8	10	10	18	-5%	80%	0.0
Search Warrants		2	2	3	7	1	-50%	-86%	0.3
Spousal Abuse - Survey Code (Reported)		98	72	83	86	99	1%	15%	1.6
Form 10 (MHA) (Reported)		0	19	15	9	12	N/A	33%	1.4



RCMP



ROYAL CANADIAN MOUNTED POLICE

Questions?

