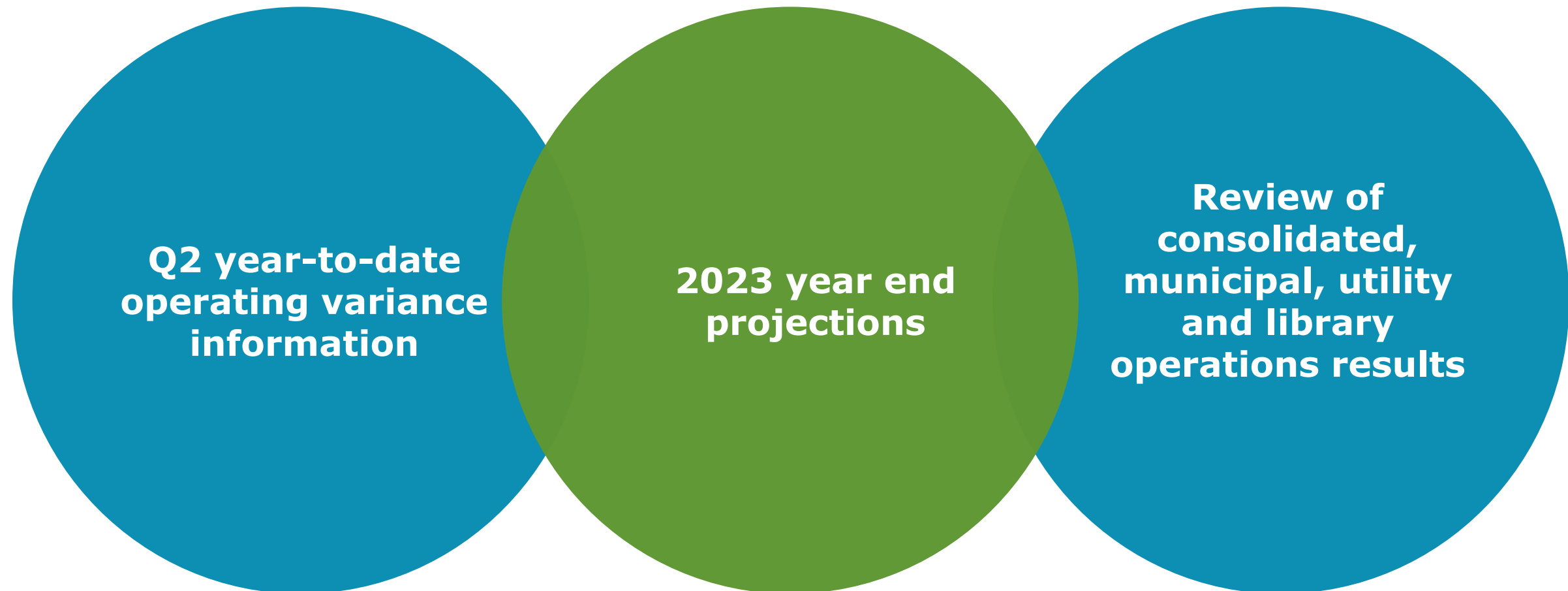


2023 Strathcona County Second Quarter Management Report

Priorities Committee Meeting
September 12, 2023

Overview

The Second Quarter Management Report includes:



Municipal Operations Q2 Variance

as of June 30, 2023

Significant contributing factors:

Revenue

- Property taxes - (\$4.4M)
- Service fees and charges - \$1.0M
- Penalties and fines - \$1.5M
- Grants – (\$0.6M)

Expense

- Business expenses - \$1.4M
- Purchased services - \$4.7M
- Supplies, materials and equipment - \$1.7M
- Grants Disbursed - \$0.7M
- Intercharges - \$0.6M



Municipal
\$3.3M
surplus

Utility Operations Q2 Variance

as of June 30, 2023



Utility
\$0.8M
surplus

Significant contributing factors:

Revenue

- Utility user rates - \$2.4M

Expense

- Supplies, materials and equipment purchases – (\$2.0M)

Library Operations Q2 Variance

as of June 30, 2023



Library
\$0.2M
surplus


Significant contributing factors:

Expense

- Business expenses - \$0.1M
- Supplies, materials and equipment - \$0.1M

Summary of Q2 Operating Variance

as of June 30, 2023



Municipal Operations Projections

as of June 30, 2023



**Municipal
\$5.8M
surplus**

Significant items to note:

Revenue

- Service fees and charges - \$1.7M
- Penalties and fines - \$2.0M
- Government grants - \$1.2M

Expense

- Salaries and benefits, and employee - \$1.6M
- Business expenses - \$2.7M
- Grants disbursed - \$5.7M

Utility Operations Projections

as of June 30, 2023



Utility
\$1.5M
surplus

Significant items to note:

Revenue

- Utility user rates - \$2.7M

Expense

- Supplies, materials and equipment purchases – (\$1.4M)

Library Operations Projections

as of June 30, 2023



**Library
\$0.1M
surplus**

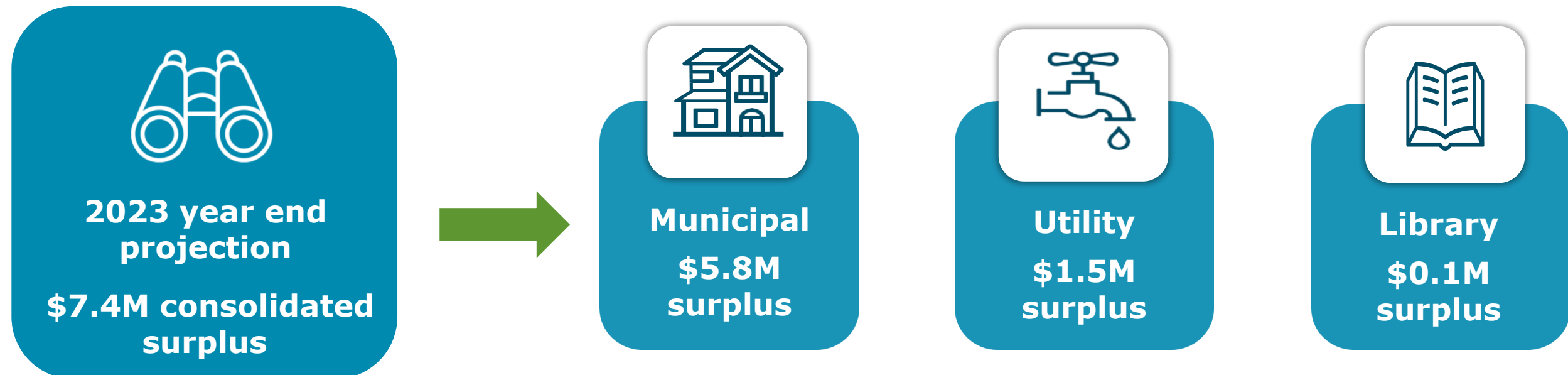
Significant items to note:

Expense

- Salaries, wages, benefits, and employee expenses - \$0.1M

Summary of Year End Projections

as of June 30, 2023



Questions?