

RCMP



ROYAL CANADIAN MOUNTED POLICE



Strathcona County RCMP Quarterly Update & Annual Performance Plan 2023/2024

June 13, 2023
Superintendent Dale KENDALL
Officer in Charge
Strathcona County RCMP Detachment

RCMP



ROYAL CANADIAN MOUNTED POLICE

Annual Performance Plan 2022/2023

Performance Plan Priorities, Initiatives and Measures

1) Community Engagement (April 2022 to March 2023)

- Youth Presentations
 - ❖ Target: 50
 - ❖ Completed: 98
- Seniors Presentations
 - ❖ Target: 12 (residential safety, personal safety and fraud/scams)
 - ❖ Completed: 25
- Business Engagement
 - ❖ Target: 200 business checks
 - ❖ Completed: 206
- Town Hall Meetings
 - ❖ Target: 2
 - ❖ Completed: 2





Annual Performance Plan 2022/2023

2) Employee Wellness (April 2022 to March 2023)

- Member Supporting Member Committee
 - ❖ Target: 9 meetings/events
 - ❖ Completed: 13
- Continual Improvement Committee
 - ❖ Target: 4 meetings/events
 - ❖ Completed: 4
- Health & Fitness Committee
 - ❖ Target: 9 meetings/events
 - ❖ Completed: 8

3) Traffic Safety (April 2022 to March 2023)

- Officer Violator Contacts
 - ❖ Target: 20,000
 - ❖ Completed: 23,391





Annual Performance Plan 2022/2023

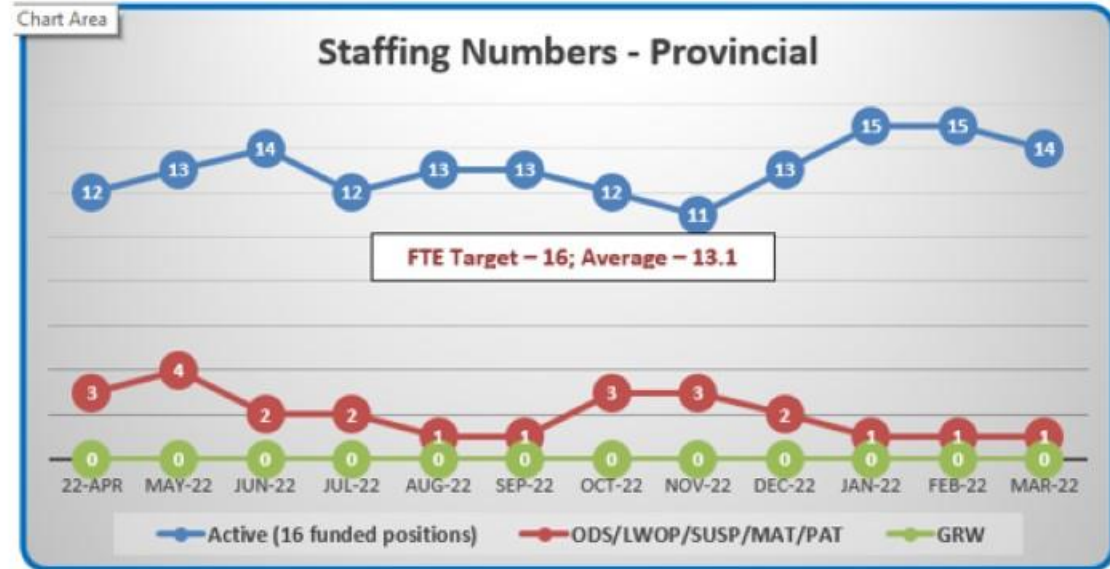
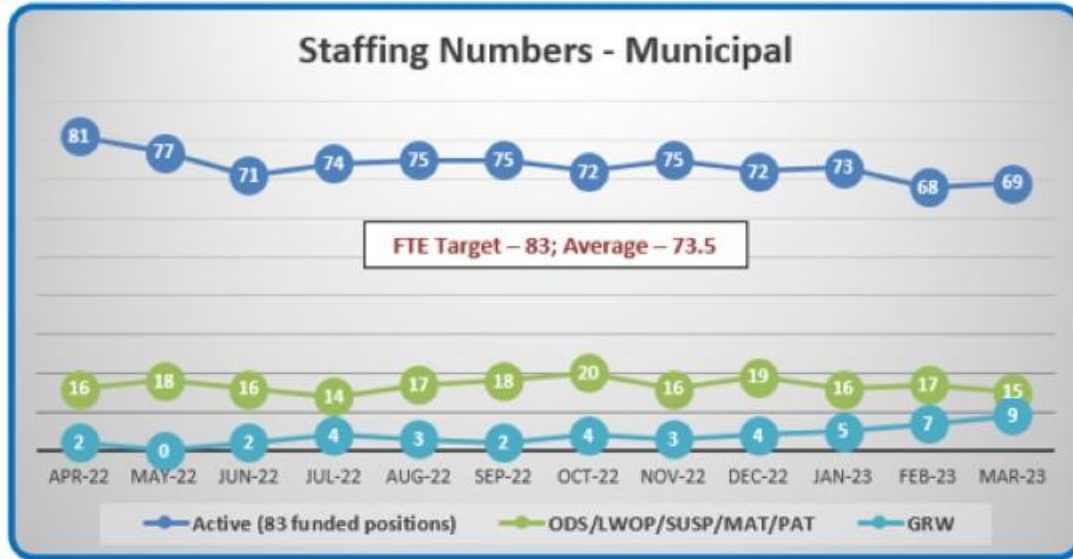
4) Crime Reduction (April 2022 to March 2023)

- Internal Information Sessions
 - ❖ Target: 4
 - ❖ Completed: 4
- Hot Spot Checks
 - ❖ Target: 3,000
 - ❖ Completed: 4,314
- Offender Checks
 - ❖ Target: 1,500
 - ❖ Completed: 628
- Proactive Rural/Urban Patrols
 - ❖ Target: 10,000
 - ❖ Completed: 15,894





Regular Member Staffing Levels 2022/2023



RCMP



ROYAL CANADIAN MOUNTED POLICE

Files of Interest

- Aggravated assault and forcible confinement child abuse (May)
- Cst. Dhami investigation (April)
- Robbery with offensive weapon (car jacking) (Jan)
- Robbery with firearm (Mar)
- B&E series (solved multi jurisdiction, Vancouver, Banff, Calgary, Sherwood Park) (Dec-April)
- Impaired causing bodily harm (3 people ejected, 1 paralyzed) (April)
- Unauthorized possession of firearm – Stated on Facebook that he killed someone (May)
- Shaun ASPDEN-BURDAN (Sentencing for teenager sexual interference x 3, choking, drug trafficking, breach of release conditions, witness intimidation – 7 Years Jail (May)
- Shoppers pharmacy armed robbery – Forcible confinement, assault with weapon, theft of over \$25K in drugs (3 people charged in May 2023)



RCMP



ROYAL CANADIAN MOUNTED POLICE

Community Engagement

- Presentations to youth and seniors
- Special Olympics
- Polar Plunge
- Bike Rodeo
- Easter Egg Hunt – Park Place Church



RCMP



ROYAL CANADIAN MOUNTED POLICE

Community Engagement (ongoing)

- Community Advisory Committee
- Community Safety and Wellbeing Committee (CSWB)
- Restorative Justice Program
- Diversity and Inclusion
- CPTED (Crime Prevention Through Environmental Design)
- Emergency Management Stakeholder
- Year End Report
- Traffic Advisory Committee
- Traffic Safety Action Committee
- Strathcona County Crime Watch
- Virtual Opioid Dependency Program



RCMP



ROYAL CANADIAN MOUNTED POLICE

Internal Team Wellness

- Local Employee award presentations
- Member Supporting Member Committee
- Health & Fitness Committee
- Continual Improvement Committee
- Group activities including potluck lunches, pancake breakfast, yoga and painting
- Internal presentations with community partners and support units including a financial planning speaker



RCMP



ROYAL CANADIAN MOUNTED POLICE

Youth Diversion

- Since January 2023 there have been 20 referrals.
- Program usually takes 3 months to complete but can be extended.
- There was 635 hours of community service completed within Strathcona County last year.
- Youth Justice completed exit interviews and received the following responses:
 - ❖ *One of the managers from Hodge Podge Lodge, where a youth completed 25 hours of community service said that the youth was wonderful to work with and all the other volunteers want him to come back.*
 - ❖ *Another youth's mom told Youth Justice that her daughter is doing great in the Program and is actually sad to be finished her community service hours as she really enjoyed them and is going to see if they will let her continue volunteering. The Mom is so happy there is a program for kids who get into trouble as she sees YJ making a difference with her daughter*



RCMP



ROYAL CANADIAN MOUNTED POLICE

Bike Patrol

- Four members bike trained in May.
- Partnership with Enforcement Services Bike Patrol.
- Trucks equipped to carry bikes so front line members can complete patrols while out in the community.

Mail Theft Project

- Project ran from February 28 to March 4 attempting to address mail theft.
- High theft areas were determined and tracking devices installed in mailboxes.
- Surveillance completed in high crime areas.
- Developed good contacts and established best practices from project.





Crime Mapping

- Crime mapping data will be published in the Strathcona newspaper quarterly.
- Is in partnership with Strathcona County Crime Watch.
- June 15th is first publication with data from May 31st.

Strathcona County CRIME MAP

MAP REPRESENTS
DATA COLLECTED ON MAY 31, 2023
This map features a 14-day window of data

Residents are encouraged to be an extra set of eyes and ears in the community by reporting suspicious activity to the RCMP.

If you have information about a crime, please contact Strathcona County RCMP at 780-467-7741. If you wish to remain anonymous, call Crime Stoppers at 1-800-222-TIPS(8477).



For interactive maps visit strathcona.ca/CrimeMap



Mischief to Property



Break and Enter



Theft from Motor Vehicle



Theft over and under \$5,000



Theft of Motor Vehicle



RCMP



ROYAL CANADIAN MOUNTED POLICE



RCMP 150

- On May 23, 2023 the RCMP marked it's 150th anniversary.
- Strathcona County will celebrate the 150th anniversary of the RCMP with the following events:
 - ❖ Musical Ride performing in Strathcona County on June 15th & June 17th
 - ❖ RCMP Regimental Ball on October 14th





Strathcona Municipal Detachment Statistics

Select Property Crime: 2023 vs 2022 January to April
(Source: OSB Crime Gauge Stats)

| Strathcona Municipal Detachment 2022 Metrics | | | | | |
|--|------|------|------|------|------|
| Metric | 2018 | 2019 | 2020 | 2021 | 2022 |
| CC/RM | 50.8 | 49.7 | 43.6 | 41.9 | 41.4 |
| CSI | 58.0 | 64.3 | 61.6 | 62.3 | N/A |
| CC/1000 | 65.0 | 63.4 | 55.5 | 53.1 | 52.3 |
| PPR | 781 | 784 | 786 | 789 | 791 |

| Strathcona Municipal Detachment Criminal Code Clearance Rates | | | | | |
|---|------------|------------|------------|------------|------------|
| CC Category | 2018 | 2019 | 2020 | 2021 | 2022 |
| Persons | 60% | 62% | 50% | 48% | 50% |
| Property | 18% | 18% | 14% | 15% | 14% |
| Other | 76% | 70% | 57% | 60% | 56% |
| Total | 36% | 35% | 30% | 32% | 31% |





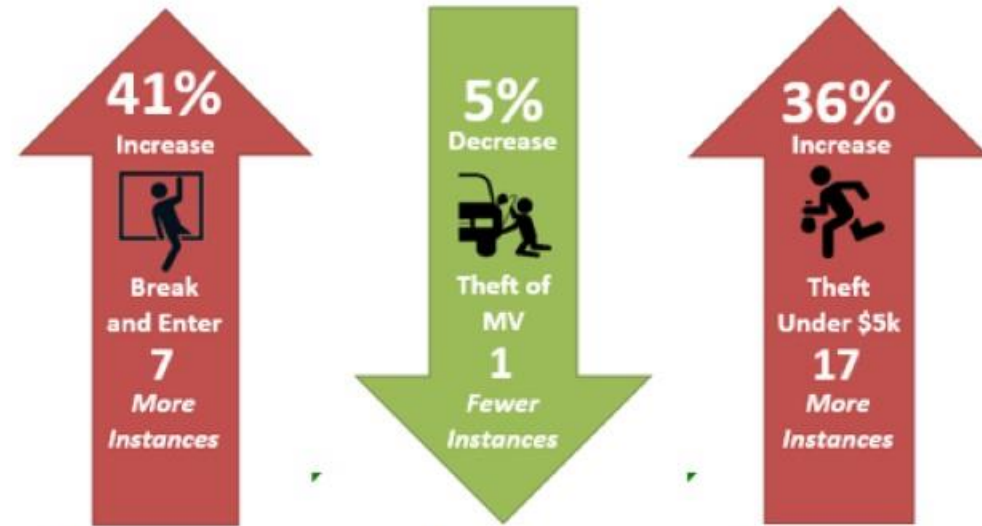
Strathcona Provincial Detachment Statistics

| Strathcona Provincial Detachment 2022 Metrics | | | | | |
|---|-------|-------|-------|-------|-------|
| Metric | 2018 | 2019 | 2020 | 2021 | 2022 |
| CC/RM | 74.0 | 77.3 | 66.9 | 60.4 | 56.6 |
| CSI | 97.2 | 64.9 | 70.8 | 58.7 | N/A |
| CC/1000 | 40.4 | 39.4 | 36.6 | 35.2 | 32.9 |
| PPR | 1,829 | 1,961 | 1,831 | 1,717 | 1,717 |

| Strathcona Provincial Detachment Criminal Code Clearance Rates | | | | | |
|--|------------|------------|------------|------------|------------|
| CC Category | 2018 | 2019 | 2020 | 2021 | 2022 |
| Persons | 62% | 66% | 52% | 48% | 43% |
| Property | 9% | 11% | 14% | 9% | 10% |
| Other | 60% | 43% | 43% | 42% | 37% |
| Total | 24% | 25% | 26% | 23% | 21% |

Select Property Crime: 2023 vs 2022 January to April
(Source: OSB Crime Gauge Stats)

Select Property Crime



RCMP



ROYAL CANADIAN MOUNTED POLICE

Crime Gauge (Criminal Code Offences)

Strathcona Municipal Crime Gauge

2023 vs. 2022
January to April

Criminal Code Offences



**Total
Criminal Code
Offences:**

7% Increase

When compared to
January to April, 2022

Strathcona Provincial Crime Gauge

2023 vs. 2022
January to April

Criminal Code Offences



**Total
Criminal Code
Offences:**

4% Increase

When compared to
January to April, 2022





5 Year Trend Criminal Code (Municipal)

Areas of Note

Up from 2022:

- Robbery
- Other Sexual Offences
- Kidnapping/Hostage/Abduction
- Uttering Threats
- Break & Enter
- Theft of Motor Vehicle
- Theft over \$5,000
- Arson

Down from 2022:

- Sexual Assaults
- Extortion
- Offensive Weapons

Strathcona Municipal Detachment Crime Statistics (Actual) January to April: 2019 - 2023

All categories contain "Attempted" and/or "Completed"

May 3, 2023

| CATEGORY | Trend | 2019 | 2020 | 2021 | 2022 | 2023 | % Change 2019 - 2023 | % Change 2022 - 2023 | Avg File +/- per Year |
|----------------------------------|-------|-------------|-------------|-------------|-------------|-------------|-------------------------|-------------------------|--------------------------|
| Offences Related to Death | | 0 | 0 | 0 | 0 | 0 | N/A | N/A | 0.0 |
| Robbery | | 3 | 6 | 5 | 3 | 5 | 67% | 67% | 0.1 |
| Sexual Assaults | | 20 | 9 | 18 | 29 | 21 | 5% | -28% | 2.2 |
| Other Sexual Offences | | 14 | 10 | 10 | 10 | 12 | -14% | 20% | -0.4 |
| Assault | | 136 | 114 | 116 | 112 | 113 | -17% | 1% | -4.8 |
| Kidnapping/Hostage/Abduction | | 3 | 3 | 4 | 4 | 5 | 67% | 25% | 0.5 |
| Extortion | | 0 | 7 | 5 | 12 | 10 | N/A | -17% | 2.5 |
| Criminal Harassment | | 49 | 40 | 49 | 46 | 43 | -12% | -7% | -0.6 |
| Uttering Threats | | 53 | 49 | 54 | 48 | 72 | 36% | 50% | 3.7 |
| TOTAL PERSONS | | 278 | 238 | 261 | 264 | 281 | 1% | 6% | 3.2 |
| Break & Enter | | 65 | 69 | 55 | 44 | 70 | 8% | 59% | -1.4 |
| Theft of Motor Vehicle | | 47 | 45 | 33 | 30 | 45 | -4% | 50% | -1.9 |
| Theft Over \$5,000 | | 20 | 20 | 18 | 10 | 18 | -10% | 80% | -1.4 |
| Theft Under \$5,000 | | 401 | 389 | 340 | 323 | 353 | -12% | 9% | -16.2 |
| Possn Stn Goods | | 47 | 46 | 62 | 46 | 47 | 0% | 2% | 0.0 |
| Fraud | | 144 | 141 | 146 | 121 | 132 | -8% | 9% | -4.4 |
| Arson | | 2 | 4 | 7 | 2 | 4 | 100% | 100% | 0.2 |
| Mischief - Damage To Property | | 2 | 94 | 161 | 200 | 210 | 10400% | 5% | 52.2 |
| Mischief - Other | | 147 | 46 | 37 | 44 | 39 | -73% | -11% | -21.8 |
| TOTAL PROPERTY | | 875 | 853 | 859 | 820 | 918 | 5% | 12% | 5.3 |
| Offensive Weapons | | 17 | 20 | 38 | 34 | 16 | -6% | -53% | 1.2 |
| Disturbing the peace | | 67 | 92 | 95 | 82 | 80 | 19% | -2% | 1.6 |
| Fail to Comply & Breaches | | 197 | 143 | 141 | 108 | 114 | -42% | 6% | -20.1 |
| OTHER CRIMINAL CODE | | 77 | 45 | 45 | 60 | 50 | -35% | -17% | -3.9 |
| TOTAL OTHER CRIMINAL CODE | | 358 | 300 | 319 | 284 | 260 | -27% | -8% | -21.2 |
| TOTAL CRIMINAL CODE | | 1511 | 1391 | 1439 | 1368 | 1459 | -3% | 7% | -12.7 |





5 Year Trend Criminal Code (Provincial)

Areas of Note

Up from 2022:

- Criminal Harassment
- Theft Under \$5000
- Arson
- Break & Enter
- Mischief – Damage to Property
- Disturbing the Peace

Down from 2022:

- Sexual Assaults
- Kidnapping/Hostage/Abduction
- Extortion
- Theft Over \$5,000
- Mischief – Other
- Fail to Comply & Breaches

Strathcona Provincial Detachment Crime Statistics (Actual) January to April: 2019 - 2023

All categories contain "Attempted" and/or "Completed"

May 3, 2023

| CATEGORY | Trend | 2019 | 2020 | 2021 | 2022 | 2023 | % Change 2019 - 2023 | % Change 2022 - 2023 | Avg File +/- per Year |
|----------------------------------|-------|------------|------------|------------|------------|------------|-------------------------|-------------------------|--------------------------|
| Offences Related to Death | | 2 | 0 | 0 | 0 | 0 | -100% | N/A | -0.4 |
| Robbery | | 2 | 1 | 2 | 0 | 1 | -50% | N/A | -0.3 |
| Sexual Assaults | | 4 | 0 | 8 | 3 | 2 | -50% | -33% | -0.1 |
| Other Sexual Offences | | 0 | 0 | 5 | 1 | 1 | N/A | 0% | 0.3 |
| Assault | | 27 | 26 | 37 | 31 | 34 | 26% | 10% | 1.9 |
| Kidnapping/Hostage/Abduction | | 1 | 1 | 2 | 1 | 0 | -100% | -100% | -0.2 |
| Extortion | | 1 | 2 | 2 | 4 | 2 | 100% | -50% | 0.4 |
| Criminal Harassment | | 11 | 13 | 12 | 9 | 16 | 45% | 100% | 0.5 |
| Uttering Threats | | 11 | 13 | 14 | 16 | 19 | 73% | 19% | 1.9 |
| TOTAL PERSONS | | 59 | 56 | 82 | 64 | 75 | 27% | 17% | 4.0 |
| Break & Enter | | 41 | 29 | 26 | 17 | 24 | -41% | 41% | -4.6 |
| Theft of Motor Vehicle | | 22 | 13 | 23 | 20 | 19 | -14% | -5% | 0.1 |
| Theft Over \$5,000 | | 6 | 4 | 9 | 15 | 10 | 67% | -33% | 1.9 |
| Theft Under \$5,000 | | 81 | 60 | 50 | 47 | 64 | -21% | 36% | -4.7 |
| Possn Stn Goods | | 39 | 31 | 36 | 30 | 26 | -33% | -13% | -2.7 |
| Fraud | | 39 | 27 | 39 | 48 | 42 | 8% | -13% | 2.7 |
| Arson | | 11 | 4 | 3 | 1 | 5 | -55% | 400% | -1.5 |
| Mischief - Damage To Property | | 1 | 20 | 34 | 62 | 49 | 4800% | -21% | 13.8 |
| Mischief - Other | | 36 | 5 | 5 | 4 | 5 | -86% | 25% | -6.3 |
| TOTAL PROPERTY | | 276 | 193 | 224 | 244 | 244 | -12% | 0% | -1.3 |
| Offensive Weapons | | 19 | 16 | 28 | 15 | 16 | -16% | 7% | -0.7 |
| Disturbing the peace | | 4 | 6 | 3 | 6 | 10 | 150% | 67% | 1.2 |
| Fail to Comply & Breaches | | 22 | 19 | 19 | 15 | 9 | -59% | -40% | -3.0 |
| OTHER CRIMINAL CODE | | 13 | 9 | 21 | 18 | 21 | 62% | 17% | 2.5 |
| TOTAL OTHER CRIMINAL CODE | | 58 | 50 | 71 | 54 | 56 | -3% | 4% | 0.0 |
| TOTAL CRIMINAL CODE | | 393 | 299 | 377 | 362 | 375 | -5% | 4% | 2.7 |





5 Year Trend Federal Statutes (Municipal)

Areas of Note

Up from 2022:

- Liquor Act
- Municipal Bylaws

Down from 2022:

- Drug Enforcement – Possession
- Drug Enforcement – Trafficking
- Cannabis Enforcement
- Drugs – Federal – General
- Mental Health Act
- Property Damage MVC

Strathcona Municipal Detachment
Crime Statistics (Actual)
January to April: 2019 - 2023

May 3, 2023

All categories contain "Attempted" and/or "Completed"

| CATEGORY | Trend | 2019 | 2020 | 2021 | 2022 | 2023 | % Change 2019 - 2023 | % Change 2022 - 2023 | Avg File +/- per Year |
|--|-------|--------------|--------------|--------------|--------------|--------------|-------------------------|-------------------------|--------------------------|
| Drug Enforcement - Production | | 0 | 0 | 0 | 0 | 0 | N/A | N/A | 0.0 |
| Drug Enforcement - Possession | | 31 | 31 | 37 | 37 | 25 | -19% | -32% | -0.6 |
| Drug Enforcement - Trafficking | | 21 | 22 | 37 | 19 | 16 | -24% | -9% | -1.3 |
| Drug Enforcement - Other | | 0 | 0 | 1 | 0 | 0 | N/A | N/A | 0.0 |
| Total Drugs | | 52 | 53 | 75 | 56 | 41 | -21% | -27% | -1.9 |
| Cannabis Enforcement | | 5 | 1 | 3 | 5 | 2 | -60% | -60% | -0.2 |
| Federal - General | | 10 | 6 | 7 | 14 | 6 | -40% | -57% | 0.0 |
| TOTAL FEDERAL | | 67 | 60 | 85 | 75 | 49 | -27% | -35% | -2.1 |
| Liquor Act | | 77 | 43 | 42 | 31 | 57 | -26% | 84% | -5.2 |
| Cannabis Act | | 21 | 16 | 15 | 16 | 14 | -33% | -13% | -1.4 |
| Mental Health Act | | 157 | 165 | 187 | 186 | 163 | 4% | -12% | -3.3 |
| Other Provincial Stats | | 330 | 271 | 257 | 296 | 279 | -15% | -6% | -7.7 |
| Total Provincial Stats | | 585 | 495 | 501 | 529 | 513 | -12% | -3% | -11.0 |
| Municipal By-laws Traffic | | 3 | 3 | 0 | 0 | 1 | -67% | N/A | -0.7 |
| Municipal By-laws | | 38 | 43 | 58 | 45 | 53 | 39% | 18% | 3.2 |
| Total Municipal | | 41 | 46 | 58 | 45 | 54 | 32% | 26% | 2.5 |
| Fatals | | 2 | 0 | 0 | 0 | 0 | -100% | N/A | -0.4 |
| Injury MVC | | 142 | 125 | 66 | 93 | 99 | -30% | 6% | -11.8 |
| Property Damage MVC (Reportable) | | 496 | 442 | 315 | 423 | 435 | -12% | 3% | -14.1 |
| Property Damage MVC (Non Reportable) | | 48 | 58 | 42 | 63 | 53 | 10% | -23% | 2.1 |
| TOTAL MVC | | 688 | 625 | 423 | 585 | 587 | -15% | 0% | -24.2 |
| Roadside Suspension - Alcohol (Prov) | | N/A | N/A | N/A | N/A | 51 | N/A | N/A | N/A |
| Roadside Suspension - Drugs (Prov) | | N/A | N/A | N/A | N/A | 4 | N/A | N/A | N/A |
| Total Provincial Traffic | | 3,222 | 2,433 | 2,125 | 1,801 | 2,065 | -36% | 15% | -294.6 |
| Other Traffic | | 52 | 38 | 6 | 6 | 4 | -92% | -33% | -12.0 |
| Criminal Code Traffic | | 149 | 110 | 61 | 78 | 81 | -46% | 4% | -16.8 |
| Common Police Activities: | | | | | | | | | |
| False Alarms | | 269 | 176 | 168 | 193 | 225 | -16% | 17% | -7.1 |
| False/Abandoned 911 Call and 911 Acc | | 154 | 72 | 59 | 61 | 63 | -59% | 3% | -19.3 |
| Suspicious Person/Vehicle/Property | | 197 | 186 | 212 | 133 | 124 | -37% | -7% | -19.9 |
| Persons Reported Missing | | 27 | 30 | 27 | 30 | 21 | -22% | -30% | -1.2 |
| Search Warrants | | 1 | 4 | 6 | 6 | 3 | 200% | -50% | 0.6 |
| Spousal Abuse - Survey Code (Reported) | | 278 | 204 | 190 | 217 | 196 | -29% | -10% | -15.1 |
| Form 10 (MHA) (Reported) | | 0 | 28 | 23 | 27 | 33 | N/A | 22% | 6.5 |





5 Year Trend Federal Statutes (Provincial)

Areas of Note

Up from 2022:

- Drug Enforcement – Trafficking
- Mental Health Act
- Municipal By-laws

Down from 2022:

- Liquor Act
- Injury MVC
- Property Damage MVC

Strathcona Provincial Detachment
Crime Statistics (Actual)
January to April: 2019 - 2023

May 3, 2023

All categories contain "Attempted" and/or "Completed"

| CATEGORY | Trend | 2019 | 2020 | 2021 | 2022 | 2023 | % Change 2019 - 2023 | % Change 2022 - 2023 | Avg File +/- per Year |
|--|-------|--------------|--------------|--------------|--------------|--------------|-------------------------|-------------------------|--------------------------|
| Drug Enforcement - Production | | 0 | 0 | 0 | 0 | 0 | N/A | N/A | 0.0 |
| Drug Enforcement - Possession | | 5 | 8 | 15 | 4 | 4 | -20% | 0% | -0.6 |
| Drug Enforcement - Trafficking | | 3 | 2 | 1 | 2 | 3 | 0% | 50% | 0.0 |
| Drug Enforcement - Other | | 0 | 0 | 0 | 0 | 0 | N/A | N/A | 0.0 |
| Total Drugs | | 8 | 10 | 16 | 6 | 7 | -13% | 17% | -0.6 |
| Cannabis Enforcement | | 0 | 1 | 0 | 0 | 0 | N/A | N/A | -0.1 |
| Federal - General | | 0 | 3 | 2 | 1 | 1 | N/A | 0% | 0.0 |
| TOTAL FEDERAL | | 8 | 14 | 18 | 7 | 8 | 0% | 16% | -0.7 |
| Liquor Act | | 9 | 11 | 9 | 6 | 4 | -56% | -33% | -1.5 |
| Cannabis Act | | 3 | 4 | 19 | 2 | 2 | -33% | 0% | -0.4 |
| Mental Health Act | | 38 | 34 | 36 | 43 | 60 | 58% | 40% | 5.3 |
| Other Provincial Stats | | 65 | 65 | 88 | 73 | 88 | 35% | 21% | 5.4 |
| Total Provincial Stats | | 115 | 114 | 152 | 124 | 154 | 34% | 24% | 8.8 |
| Municipal By-laws Traffic | | 1 | 0 | 0 | 0 | 1 | 0% | N/A | 0.0 |
| Municipal By-laws | | 10 | 14 | 14 | 9 | 27 | 170% | 200% | 2.9 |
| Total Municipal | | 11 | 14 | 14 | 9 | 28 | 155% | 211% | 2.9 |
| Fatals | | 3 | 2 | 1 | 1 | 1 | -67% | 0% | -0.5 |
| Injury MVC | | 59 | 59 | 46 | 57 | 44 | -25% | -23% | -3.2 |
| Property Damage MVC (Reportable) | | 211 | 145 | 125 | 162 | 159 | -25% | -2% | -8.7 |
| Property Damage MVC (Non Reportable) | | 54 | 59 | 38 | 67 | 55 | 2% | -18% | 1.0 |
| TOTAL MVC | | 327 | 265 | 210 | 287 | 259 | -21% | -10% | -11.4 |
| Roadside Suspension - Alcohol (Prov) | | N/A | N/A | N/A | N/A | 16 | N/A | N/A | N/A |
| Roadside Suspension - Drugs (Prov) | | N/A | N/A | N/A | N/A | 3 | N/A | N/A | N/A |
| Total Provincial Traffic | | 2,584 | 1,520 | 1,908 | 1,276 | 1,294 | -50% | 1% | -282.4 |
| Other Traffic | | 26 | 17 | 9 | 5 | 2 | -92% | -60% | -6.0 |
| Criminal Code Traffic | | 79 | 49 | 48 | 31 | 42 | -47% | 35% | -9.2 |
| Common Police Activities | | | | | | | | | |
| False Alarms | | 83 | 24 | 24 | 50 | 54 | -35% | 8% | -3.2 |
| False/Abandoned 911 Call and 911 Act | | 31 | 26 | 18 | 21 | 25 | -19% | 19% | -1.7 |
| Suspicious Person/Vehicle/Property | | 85 | 66 | 85 | 61 | 55 | -35% | -10% | -6.5 |
| Persons Reported Missing | | 14 | 3 | 5 | 4 | 12 | -14% | 200% | -0.3 |
| Search Warrants | | 2 | 2 | 1 | 4 | 1 | -50% | -75% | 0.0 |
| Spousal Abuse - Survey Code (Reported) | | 52 | 44 | 47 | 56 | 73 | 40% | 30% | 5.4 |
| Form 10 (MHA) (Reported) | | 8 | 13 | 6 | 6 | 10 | N/A | 67% | 1.3 |



RCMP



ROYAL CANADIAN MOUNTED POLICE

Annual Performance Plan 2023/2024



RCMP



ROYAL CANADIAN MOUNTED POLICE

Annual Performance Plan Priorities 2023/2024

1. Property Crime
2. Family Violence & Persons Crime
3. Impaired Driving / Traffic Safety
4. Community Engagement
5. Workplace Employee Wellness





Property Crime– Initiatives and Targets

1. Fraud Presentations
 - Target of 12 Presentations
 - Initiative Holder – Cst. Desiree Matlock
2. Property Crime Examiner Presentations
 - Target of 4 Presentations
 - Initiative Holder – Cst. Jennifer Rose
3. RAVE Alerts
 - Target of 24 Alerts
 - Initiative Holder – Cst. Kate van Berkom
4. Robbery Awareness Presentations
 - Target of 2 Presentations
 - Initiative Holder – Cst. Erin Sahl





Property Crime– Initiatives and Targets Continued

5. Proactive Rural/Urban Patrols
 - Target of 10,000 Patrols
 - Initiative Holder – Sgt. Mike Burdinsky (CPO)
6. Hot Spot Checks
 - Target of 3,000 Checks
 - Initiative Holder – Cst. Alex Schaefers
7. Offender Management Checks
 - Target of 400 Checks
 - Initiative Holder – Cst. Alex Schaefers



RCMP



ROYAL CANADIAN MOUNTED POLICE

Family Violence & Persons Crime – Initiatives and Targets

1. Domestic Violence Presentations
 - Target of 2 Presentations
 - Initiative Holder – Cst. Stephen Knaack
2. Community Partner Presentations
 - Target of 4 Presentations
 - Initiative Holder – Cst. Stephen Knaack





Traffic Safety – Initiatives and Targets

1. Officer Violator Contacts (Tickets & Warnings)
 - Target of 25,000
 - Initiative Holder – Sgt. Evan Brown (CPO)
2. Checkstops / TENSOR
 - Target of 30 Checkstops
 - Initiative Holder – Cst. Jennifer Rose
3. Impaired Driving Presentations
 - Target of 12 Presentations
 - Initiative Holder – Cst. Desiree Matlock



RCMP



ROYAL CANADIAN MOUNTED POLICE

Community Engagement – Initiatives and Targets

1. Youth Presentations

- Target of 50 Presentations
- Initiative Holder – Cst. Desiree Matlock

2. Seniors Presentation

- Target of 12 Presentations
- Initiative Holder – Cst. Desiree Matlock

3. Town Hall Meetings

- Target of 2 Town Hall Meetings
- Initiative Holder – Supt. Dale Kendall





Employee Wellness– Initiatives and Targets

1. Detachment Events
 - Target of 12 Events
 - Initiative Holder – Nikki Howard
2. Continuous Improvement Committee
 - Target of 4 Meetings
 - Initiative Holder – Cst. Siobhan Cooper

Unit Level Quality Assurance (ULQA)

1. Quality of Investigations
 - Initiative Holder – Cst. Heather Noon & Cpl. Nick Fetterman
2. Notebooks
 - Initiative Holder – Cpl. Nathan Dehaan
3. Domestic Violence
 - Initiative Holder – Cst. Stephen Knaack



RCMP



ROYAL CANADIAN MOUNTED POLICE

Questions?

