

RCMP



ROYAL CANADIAN MOUNTED POLICE

Enclosure 1



Strathcona County RCMP Quarterly Update

***November 21, 2023
Superintendent Dale KENDALL
Officer in Charge
Strathcona County RCMP Detachment***



Annual Performance Plan 2023/2024

Performance Plan Priorities, Initiatives and Measures

1) Property Crime (April 2023 to September 2023)

- Fraud Presentations
 - ❖ Target: 12
 - ❖ Completed: 4
- Property Crime Examiner Presentations
 - ❖ Target: 4
 - ❖ Completed: 2
- RAVE Alerts
 - ❖ Target: 24
 - ❖ Completed: 22
- Robbery Awareness Presentations
 - ❖ Target: 2
 - ❖ Completed: 1
- Proactive Rural/Urban Patrols
 - ❖ Target: 10,000
 - ❖ Completed: 8,921
- Hot Spot Checks
 - ❖ Target: 3,000
 - ❖ Completed: 2,922
- Offender Management Checks
 - ❖ Target: 400
 - ❖ Completed: 254





Annual Performance Plan 2023/2024

2) Family Violence & Persons Crime (April 2023 to September 2023)

- Domestic Violence Presentations
 - ❖ Target: 2
 - ❖ Completed: 8
- Community Partner Presentations
 - ❖ Target: 4
 - ❖ Completed: 1

3) Employee Wellness (April 2023 to September 2023)

- Detachment Events
 - ❖ Target: 12
 - ❖ Completed: 6
- Continuous Improvement Committee Meetings
 - ❖ Target: 4
 - ❖ Completed: 2





Annual Performance Plan 2023/2024

4) Traffic Safety (April 2022 to September 2023)

- Officer Violator Contacts
 - ❖ Target: 25,000
 - ❖ Completed: 17,588
- Checkstops / TENSOR
 - ❖ Target: 30
 - ❖ Completed: 15
- Impaired Driving Presentations
 - ❖ Target: 12
 - ❖ Completed: 4
- Commercial Vehicle Enforcement Checks
 - ❖ Target: 400
 - ❖ Completed: 478





Annual Performance Plan 2023/2024

5) Community Engagement (April 2023 to September 2023)

- Youth Presentations
 - ❖ Target: 50
 - ❖ Completed: 23
- Seniors Presentations
 - ❖ Target: 12
 - ❖ Completed: 15
- Town Hall Meetings
 - ❖ Target: 2
 - ❖ Completed: 0



RCMP



ROYAL CANADIAN MOUNTED POLICE

Community Engagement

- 100th Birthday Celebrations
- Youth RCMP Camp Detachment Tours
- National Day of Truth and Reconciliation
- Presence at Protests and County Events
- Community Town halls (Ardrossan & Sherwood Park)
- Historical Mistrust and a way forward (2SLGBTQIA+) – Sgt. Rielly Knock





Cst. Harvinder Dhami

- On April 10th, 2023 Cst. Harvinder Dhami was killed in the line of duty.
- The Regimental funeral was held on April 20, 2023.
- Cst. Dhami was recognized and added to the nominal roll at the Depot Fallen Member Memorial, K Division Headquarters and the Alberta Peace Officers Memorial in September.
- Cst. Dhami will also be recognized on our detachment Wall of Honour.



RCMP



ROYAL CANADIAN MOUNTED POLICE



RCMP 150th Anniversary

- On May 23, 2023 the RCMP marked it's 150th anniversary.
- Strathcona County Detachment celebrated the 150th anniversary of the RCMP with the following events:
 - ❖ Anniversary celebration at the Strathcona County Museum and Archives
 - ❖ Musical Ride preformed in Strathcona County on June 15th & June 17th
 - ❖ RCMP Regimental Ball on October 14th



RCMP



ROYAL CANADIAN MOUNTED POLICE

Files of Interest

- Murder/Body Dump in rural Strathcona County – Edmonton Major Crimes and Strathcona GIS continue to investigate - July
- Cyber Crime Fraud – 63 year old woman was defrauded of \$340,000 by gaining access to her computer, investigation ongoing – August
- Car Dealership Vehicle Fraud – Man attempted to purchase vehicle by putting deposit of \$15k on Mastercard that was not his and have vehicle delivered to Lloydminster, using undercover operation man was arrested and charged and also in possession of another stolen vehicle - August
- Criminal Flight in Stolen Vehicle (Roll over Death) – Driver of stolen vehicle out of Edmonton rolled his vehicle after spike belt deployment – September
- Stolen Vehicle/Robbery/Intimidation – Four youth stole a vehicle in St. Albert and assaulted and robbed a youth in Sherwood Park, suspects arrested – September



RCMP



ROYAL CANADIAN MOUNTED POLICE

Frauds in Strathcona County

What is Strathcona Detachment doing to address Frauds?

- Fraud presentations to the public
- Fraud Stop Signs are being attached to the 20+ Bitcoin ATM machines in Sherwood Park
- Partnerships have been made with local car dealerships to investigate fraudulent vehicle purchases
- Mail theft project with Canada Post
- Joint in person media statement with EPS, CPS and K Div FSOC related to the Grandparent Fraud Scams
- Conducting Fraud Investigations with Cryptocurrency tracing assistance from K Div FSOC



RCMP



ROYAL CANADIAN MOUNTED POLICE

Community Assisted Policing Through Use of Recorded Evidence (CAPTURE)

- You can help protect your property, your family and your community by registering your security cameras with the Rural Crime Capture Program.
- This program helps you take an active role in deterring crime.
- Visit www.ruralalbertacapture.ca for more information and to register your camera(s).



RCMP



ROYAL CANADIAN MOUNTED POLICE

New RCMP Complaint Line Phone Number

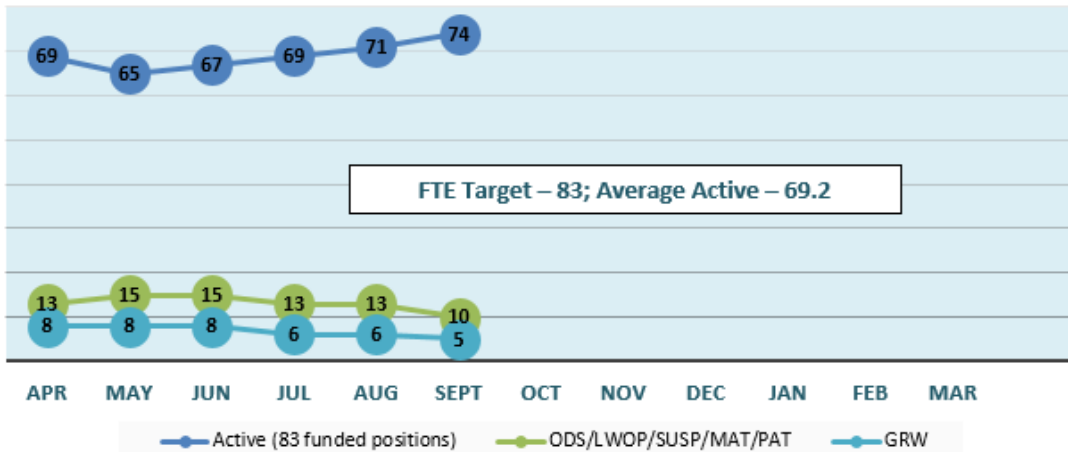
- New Province wide combined complaint line number being rolled out on December 4th, 2023.
- New number is 310-RCMP(7267).
- When anyone in the province calls this number, they will get a phone tree. The menu option will ask (French/English) first, then press 1 for Lloydminster, 2 for St Albert, 3 for Strathcona County and 4 for everywhere else.
- Calls will then be transferred to the appropriate Operational Communications Centre (OCC).



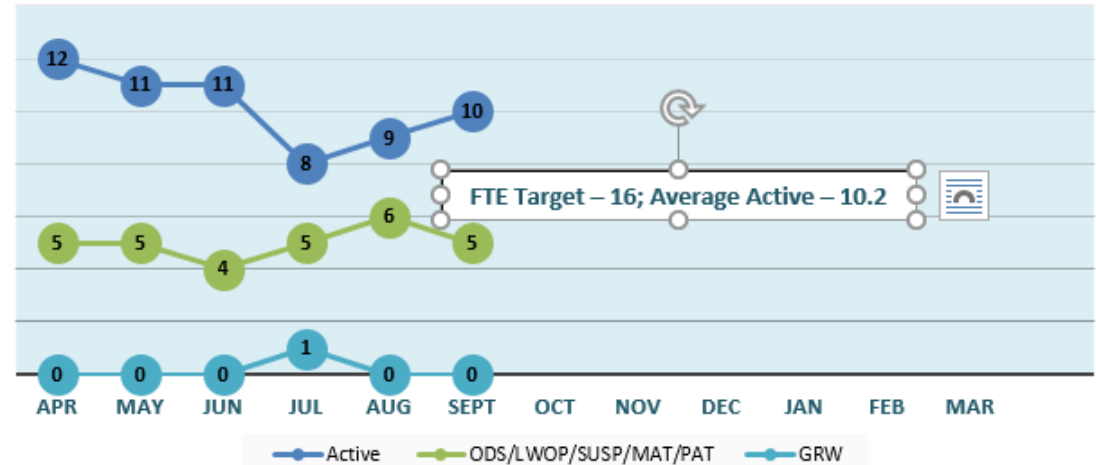


Regular Member Staffing Levels 2023/2024

Staffing Numbers - Municipal 2023/2024



Staffing Numbers - Provincial 2023/2024



RCMP



ROYAL CANADIAN MOUNTED POLICE

Crime Gauge (Criminal Code Offences)

Strathcona Municipal Crime Gauge

2023 vs. 2022
January to September

Criminal Code Offences



Total Criminal Code Offences: **18% Increase**
When compared to January to September, 2022

Strathcona Provincial Crime Gauge

2023 vs. 2022
January to September

Criminal Code Offences



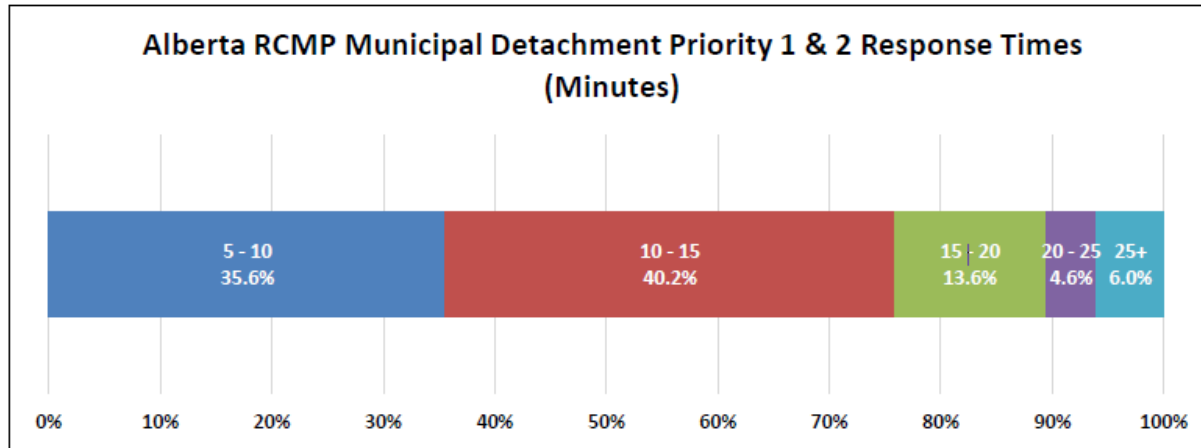
Total Criminal Code Offences: **16% Increase**
When compared to January to September, 2022



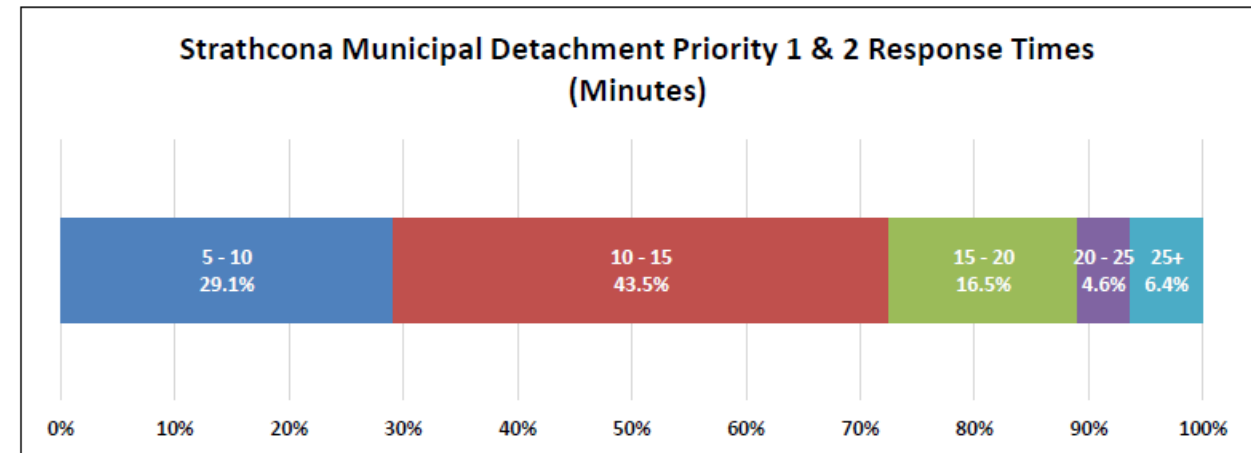


Response Times – Municipal (2022)

- The overall average response time for Priority 1 & 2 calls in 2022 for Municipal Detachments in K Division was 13.1 minutes.
- The graph below shows a break down of all of these calls.



- The overall average response time for Priority 1 & 2 calls in 2022 for the Strathcona Municipal Detachment was 13.4 minutes.
- The graph below shows a break down of all of these calls.

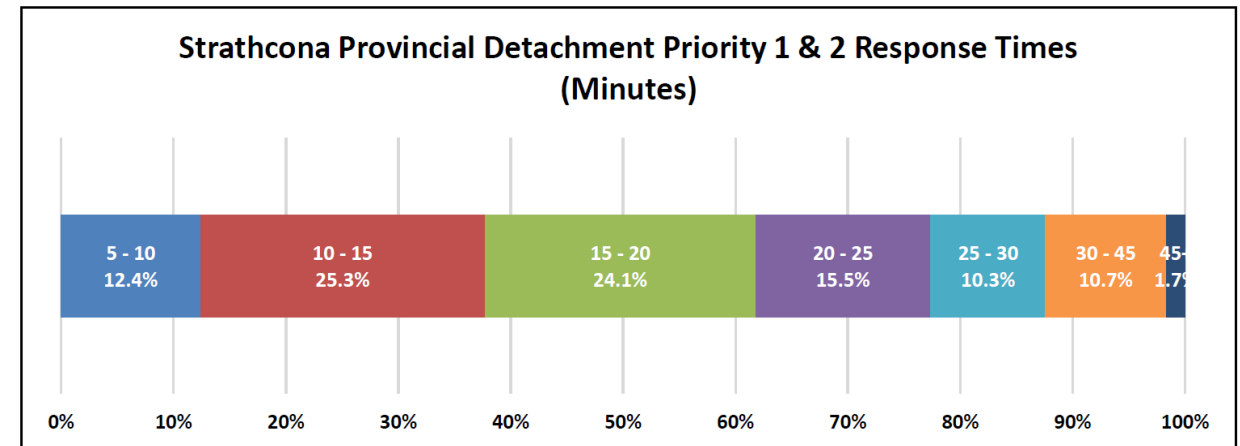
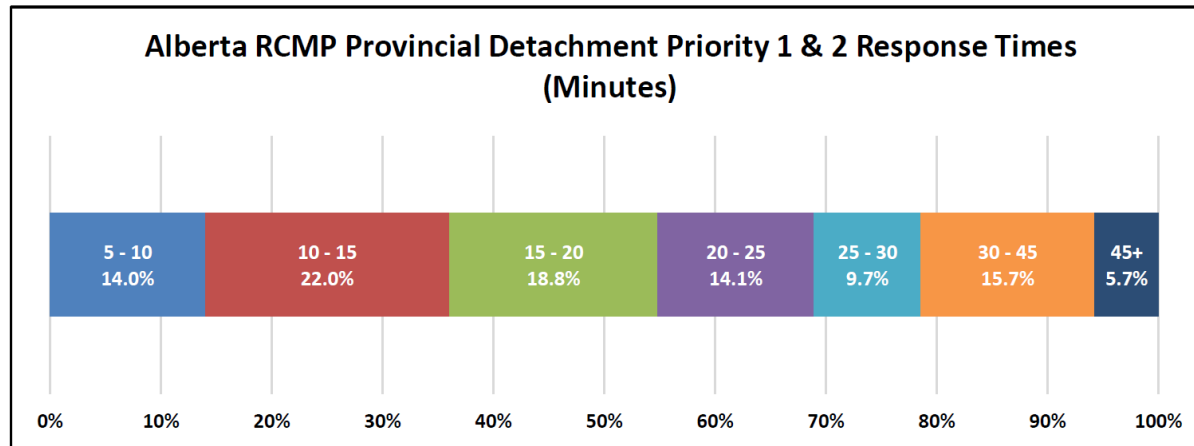




Response Times – Provincial (2022)

- The overall average response time for Priority 1 & 2 calls in 2022 for Provincial Detachments in K Division was 21.7 minutes.
- The graph below shows a break down of all of these calls.

- The overall average response time for Priority 1 & 2 calls in 2022 for the Strathcona Provincial Detachment was 19.1 minutes.
- The graph below shows a break down of all of these calls.





Strathcona Municipal Detachment
 Crime Statistics (Actual)
 January to September: 2019 - 2023

October 10, 2023

All categories contain "Attempted" and/or "Completed"

5 Year Trend Criminal Code (Municipal)

Areas of Note

Up from 2022:

- Assault
- Other Sexual Offences
- Uttering Threats
- Break & Enter
- Theft of Motor Vehicle
- Theft Over \$5000
- Theft Under \$5000
- Fraud
- Mischief – Other
- Disturbing the Peace

Down from 2022:

- Robbery
- Sexual Assaults
- Arson

CATEGORY	Trend	2019	2020	2021	2022	2023	% Change 2019 - 2023	% Change 2022 - 2023	Avg File per Year
Offences Related to Death		0	0	3	0	1	N/A	N/A	0.2
Robbery		9	8	10	9	7	-22%	-22%	-0.3
Sexual Assaults		43	37	49	68	55	28%	-19%	5.5
Other Sexual Offences		29	32	23	22	33	14%	50%	-0.2
Assault		310	288	276	264	312	1%	18%	-2.0
Kidnapping/Hostage/Abduction		8	6	5	7	7	-13%	0%	-0.1
Extortion		2	19	18	30	29	1350%	-3%	6.5
Criminal Harassment		94	108	115	109	113	20%	4%	3.9
Uttering Threats		134	116	138	139	165	23%	19%	8.5
TOTAL PERSONS		629	614	637	648	722	15%	11%	22.0
Break & Enter		179	167	131	112	177	-1%	58%	-5.9
Theft of Motor Vehicle		117	96	92	70	115	-2%	64%	-3.0
Theft Over \$5,000		53	45	40	36	57	8%	58%	-0.1
Theft Under \$5,000		1,015	923	813	796	986	-3%	24%	-18.5
Possn Str Goods		151	134	115	97	128	-15%	32%	-8.3
Fraud		372	318	302	312	358	-4%	15%	-3.4
Arson		8	9	22	14	11	38%	-21%	1.1
Mischief - Damage To Property		94	279	469	490	433	361%	-12%	88.9
Mischief - Other		297	117	103	127	202	-32%	59%	-18.0
TOTAL PROPERTY		2,286	2,088	2,087	2,054	2,467	8%	20%	32.8
Offensive Weapons		56	79	79	72	68	21%	-6%	1.7
Disturbing the peace		177	273	242	202	306	73%	51%	18.7
Fail to Comply & Breaches		455	274	318	258	267	-41%	3%	-39.2
OTHER CRIMINAL CODE		198	150	166	166	174	-12%	5%	-3.2
TOTAL OTHER CRIMINAL CODE		886	776	805	698	815	-8%	17%	-22.0
TOTAL CRIMINAL CODE		3,801	3,478	3,529	3,400	4,004	5%	18%	32.8





5 Year Trend Criminal Code (Provincial)

Areas of Note

Up from 2022:

- Kidnaping/Hostage/Abduction
- Criminal Harassment
- Uttering Threats
- Break & Enter
- Theft of Motor Vehicle
- Theft Over \$5000
- Theft Under \$5000
- Arson
- Mischief – Other
- Disturbing the Peace

Down from 2022:

- Other Sexual Offences
- Extortion

Strathcona Provincial Detachment Crime Statistics (Actual) January to September: 2019 - 2023

All categories contain "Attempted" and/or "Completed"

October 10, 2023

CATEGORY	Trend	2019	2020	2021	2022	2023	% Change 2019 - 2023	% Change 2022 - 2023	Avg File +/- per Year
Offences Related to Death		3	3	1	2	2	-33%	0%	-0.3
Robbery		3	1	2	0	3	0%	N/A	-0.1
Sexual Assaults		12	7	16	12	12	0%	0%	0.5
Other Sexual Offences		5	6	12	5	4	-20%	-20%	-0.3
Assault		73	75	87	92	93	27%	1%	5.7
Kidnapping/Hostage/Abduction		2	1	4	1	3	50%	200%	0.2
Extortion		1	5	5	8	6	500%	-25%	1.3
Criminal Harassment		32	30	27	24	33	3%	38%	-0.4
Uttering Threats		45	36	39	32	48	7%	50%	0.2
TOTAL PERSONS		176	164	193	176	204	16%	16%	6.8
Break & Enter		109	78	60	49	66	-39%	35%	-11.5
Theft of Motor Vehicle		63	44	51	34	46	-27%	35%	-4.4
Theft Over \$5,000		22	17	14	30	36	64%	20%	4.1
Theft Under \$5,000		223	185	119	118	139	-38%	18%	-23.5
Possn Stn Goods		89	90	89	65	67	-25%	3%	-6.9
Fraud		97	73	104	95	102	5%	7%	3.2
Arson		29	14	10	11	15	-48%	36%	-3.1
Mischief - Damage To Property		49	79	104	109	112	129%	3%	15.6
Mischief - Other		79	16	22	18	34	-57%	89%	-8.8
TOTAL PROPERTY		760	596	573	529	617	-19%	17%	-35.3
Offensive Weapons		65	66	57	43	37	-43%	-14%	-7.9
Disturbing the peace		18	27	23	22	45	150%	105%	4.9
Fail to Comply & Breaches		55	48	46	29	31	-44%	7%	-6.7
OTHER CRIMINAL CODE		43	37	56	47	51	19%	9%	2.6
TOTAL OTHER CRIMINAL CODE		181	178	182	141	164	-9%	16%	-7.1
TOTAL CRIMINAL CODE		1,117	938	948	846	985	-12%	16%	-35.6





5 Year Trend Federal Statutes (Municipal)

Areas of Note

Up from 2022:

- Municipal By-laws Traffic
- Property Damage MVC (Reportable)
- False Alarms

Down from 2022:

- Drug Enforcement – Possession
- Drug Enforcement – Trafficking
- Cannabis Enforcement
- Cannabis Act

All categories contain "Attempted" and/or "Completed"

CATEGORY	Trend	2019	2020	2021	2022	2023	% Change 2019 - 2023	% Change 2022 - 2023	Avg File +/- per Year
Drug Enforcement - Production		0	0	0	0	0	N/A	N/A	0.0
Drug Enforcement - Possession		79	87	78	76	61	-23%	-20%	-4.7
Drug Enforcement - Trafficking		53	83	70	52	36	-32%	-31%	-6.5
Drug Enforcement - Other		0	1	1	0	0	N/A	N/A	-0.1
Total Drugs		132	171	149	128	97	-27%	-24%	-11.3
Cannabis Enforcement		10	5	6	10	2	-80%	-80%	-1.1
Federal - General		18	22	14	21	24	33%	14%	1.1
TOTAL FEDERAL		160	198	169	159	123	-23%	-23%	-11.3
Liquor Act		175	137	123	109	115	-34%	6%	-14.8
Cannabis Act		52	38	39	35	27	-48%	-23%	-5.3
Mental Health Act		352	386	453	421	404	15%	-4%	13.9
Other Provincial Stats		721	645	705	700	747	4%	7%	10.7
Total Provincial Stats		1,300	1,206	1,326	1,265	1,293	-1%	2%	4.5
Municipal By-laws Traffic		8	4	1	1	2	-75%	100%	-1.5
Municipal By-laws		183	226	220	180	173	-5%	-4%	-6.6
Total Municipal		191	230	221	181	175	-8%	-3%	-8.1
Fatals		2	0	0	0	2	0%	N/A	0.0
Injury MVC		253	207	181	227	233	-8%	3%	-2.0
Property Damage MVC (Reportable)		999	788	696	792	966	-3%	22%	-6.2
Property Damage MVC (Non Reportable)		100	110	93	130	126	26%	-3%	7.2
TOTAL MVC		1,354	1,105	970	1,149	1,327	-2%	15%	-1.0
Roadside Suspension - Alcohol (Prov)		N/A	N/A	N/A	N/A	105	N/A	N/A	N/A
Roadside Suspension - Drugs (Prov)		N/A	N/A	N/A	N/A	6	N/A	N/A	N/A
Total Provincial Traffic		7,665	5,206	4,404	4,501	4,853	-37%	8%	-632.9
Other Traffic		140	92	21	23	3	-98%	-87%	-34.3
Criminal Code Traffic		335	265	178	173	195	-42%	13%	-37.2
Common Police Activities									
False Alarms		606	345	381	442	582	-4%	32%	4.9
False/Abandoned 911 Call and 911 Act		371	175	164	151	191	-49%	26%	-38.4
Suspicious Person/Vehicle/Property		554	486	455	421	418	-25%	-1%	-33.7
Persons Reported Missing		71	83	59	103	85	20%	-17%	4.8
Search Warrants		6	8	9	20	6	0%	-70%	1.2
Spousal Abuse - Survey Code (Reported)		563	487	488	450	458	-19%	2%	-24.7
Form 10 (MHA) (Reported)		10	77	62	70	61	510%	-13%	9.5





5 Year Trend Federal Statutes (Provincial)

Areas of Note

Up from 2022:

- Drugs – Federal
- Cannabis Act
- Mental Health Act
- Municipal By-laws

Down from 2022:

- Drug Enforcement – Trafficking
- Cannabis Act
- Fatales
- Property Damage MVC (Non-Reportable)

All categories contain "Attempted" and/or "Completed"

CATEGORY	Trend	2019	2020	2021	2022	2023	% Change 2019 - 2023	% Change 2022 - 2023	Avg File +/- per Year
Drug Enforcement - Production		0	0	0	0	0	N/A	N/A	0.0
Drug Enforcement - Possession		17	33	29	15	14	-18%	-7%	-2.4
Drug Enforcement - Trafficking		7	10	4	10	6	-14%	-40%	-0.2
Drug Enforcement - Other		0	0	0	0	0	N/A	N/A	0.0
Total Drugs		24	43	33	25	20	-17%	-20%	-2.6
Cannabis Enforcement		2	3	0	0	1	-50%	N/A	-0.5
Federal - General		3	6	11	6	12	300%	100%	1.8
TOTAL FEDERAL		29	52	44	31	33	14%	6%	-1.3
Liquor Act		38	20	19	28	24	-37%	-14%	-2.0
Cannabis Act		10	9	26	14	6	-40%	-57%	-0.3
Mental Health Act		91	107	102	86	120	32%	40%	3.7
Other Provincial Stats		157	192	203	178	216	38%	21%	10.4
Total Provincial Stats		296	328	350	306	366	24%	20%	11.8
Municipal By-laws Traffic		1	1	0	0	2	100%	N/A	0.1
Municipal By-laws		78	114	126	82	113	45%	38%	3.8
Total Municipal		79	115	126	82	115	46%	40%	3.9
Fatales		3	3	3	5	4	33%	-20%	0.4
Injury MVC		128	103	99	121	120	-6%	-1%	0.2
Property Damage MVC (Reportable)		389	274	242	306	315	-19%	3%	-11.6
Property Damage MVC (Non Reportable)		97	92	70	112	89	-8%	-21%	0.4
TOTAL MVC		617	472	414	544	528	-14%	-3%	-10.6
Roadside Suspension - Alcohol (Prov)		N/A	N/A	N/A	N/A	45	N/A	N/A	N/A
Roadside Suspension - Drugs (Prov)		N/A	N/A	N/A	N/A	6	N/A	N/A	N/A
Total Provincial Traffic		6,219	3,692	3,927	3,432	2,741	-56%	-20%	-721.6
Other Traffic		86	46	25	13	8	-91%	-38%	-18.9
Criminal Code Traffic		168	142	127	96	93	-45%	-3%	-19.6
Common Police Activities									
False Alarms		185	89	89	121	120	-35%	-1%	-9.8
False/Abandoned 911 Call and 911 Act		85	61	45	53	86	1%	62%	-0.6
Suspicious Person/Vehicle/Property		222	206	172	170	170	-23%	0%	-14.0
Persons Reported Missing		26	16	18	17	22	-15%	29%	-0.7
Search Warrants		3	6	4	13	1	-67%	-92%	0.3
Spousal Abuse - Survey Code (Reported)		137	119	131	138	143	4%	4%	3.1
Form 10 (MHA) (Reported)		5	30	20	12	16	220%	33%	0.4



RCMP



ROYAL CANADIAN MOUNTED POLICE

Questions?

