

# RCMP



ROYAL CANADIAN MOUNTED POLICE

Enclosure 1



## Strathcona County RCMP Triannual Update #3

*November 26, 2024*  
*Superintendent Dale Kendall*  
*Officer in Charge*  
*Strathcona County RCMP Detachment*



## Annual Performance Plan 2024/2025

Performance Plan Priorities, Initiatives and Measures

### 1) Property Crime (April 2024 to September 2024)

- Fraud Presentations
  - ❖ Target: 12
  - ❖ Completed: 4
- Hot Spot Checks
  - ❖ Target: 5,000
  - ❖ Completed: 6,185
- Proactive Urban/Rural Patrols
  - ❖ Target: 12,000
  - ❖ Completed: 13,811
- Offender Management Checks
  - ❖ Target: 500
  - ❖ Completed: 169



Strathcona County Citizens on Patrol





## Annual Performance Plan 2024/2025

### 2) Domestic Violence & Persons Crime (April 2024 to September 2024)

- Domestic Violence Community Partner Presentations
  - ❖ Target: 10
  - ❖ Completed: 4
- Officer Interviewing Skills Sessions
  - ❖ Target: 4
  - ❖ Completed: 4

### 3) Traffic Safety (April 2024 to September 2024)

- Officer Violator Contacts
  - ❖ Target: 27,000
  - ❖ Completed: 14,361
- Impaired Driving Checkstops
  - ❖ Target: 30
  - ❖ Completed: 20





# RCMP



ROYAL CANADIAN MOUNTED POLICE

## Annual Performance Plan 2024/2025

### 4) Drug Enforcement (April 2024 to September 2024)

- Education and Awareness Presentations
  - ❖ Target: 15
  - ❖ Completed: 1
- Drug Projects
  - ❖ Target: 10
  - ❖ Completed: 6
- Drug Related Media Releases
  - ❖ Target: 8
  - ❖ Completed: 2



### 5) Workplace Employee Wellness (April 2024 to September 2024)

- Detachment Events
  - ❖ Target: 15
  - ❖ Completed: 19
- Continuous Improvement Committee
  - ❖ Target: 3
  - ❖ Completed: 1





## Files of Interest

- Sexual assault – a 24 year old man was charged with sexual assault of 13 year old girl – June
- Child abduction – members along with other agencies assisted in locating a 5 year old child at Vancouver airport after being abducted by a parent in Sherwood Park– July
- Two people charged with assault and attempted kidnapping of 29 year old victim – September
- Male arrested on multiple warrants in the industrial area with break-in tools in possession – September
- Threats spray painted on local school – September
- Break & enter and assault – theft of guns from a residence and individual assaulted – suspects identified and guns recovered – September
- Home invasion – elderly couple victim of home invasion where they were restrained and coins were stolen – investigation ongoing - April



# RCMP



ROYAL CANADIAN MOUNTED POLICE

## Financial Crimes Unit

The Financial Crime Unit started on October 1<sup>st</sup> and already has several files assigned to them including:

- Romance scam – 71 year old women victim of \$480,000 scam via Facebook – September
- Bitcoin scam – 63 year old defrauded of \$466,000 in bitcoin scam – June
- International crypto scam – working with France on \$305,000 cryptocurrency fraud – November 2023
- \$10,000 Strathcona County benefits fraud – September
- Mexican timeshare fraud - \$400,000 defrauded from women selling timeshare – March
- Business defrauded \$136,000 by purchase of large amount of gas trackers that were shipped to Africa - September
- Internal theft/fraud - \$141,000 theft by ex-employee working at Transat – investigation ongoing for five years



# RCMP



ROYAL CANADIAN MOUNTED POLICE

## Officer Recognition

Information was received from a local real estate agent advising of a potential romance scam. This 75 yr old woman had been speaking to a man on an online dating site. He had groomed her enough where she was now putting up her house for sale in Sherwood Park and ultimately having her “new boyfriend” buy a house for the two of them once it was sold. The realtor tried to tell her that was a scam and refused to list her house, however the elderly woman refused to listen and would not come to talk to police, as she was in love. This would have been a potential loss of \$500,000. Sgt Hoeksema was advised of the situation and without hesitation he said he would talk to the elderly woman.

Sgt. Hoeksema and Cst. Roberts went to speak to the woman in person and they were able to convince her to delete the dating app which they were messaging after they explained to her the scam/ risk of financial loss.

A message was received from realtor with great thanks!

“Jason got through to my client!! She deleted the number!! I am so relieved! ----- sent me a big message thanking me, I am so relieved 😊”.

This would have been a huge loss for this poor woman!





# RCMP



ROYAL CANADIAN MOUNTED POLICE

## Community Engagement

- Canada Day
- RCMP & Enforcement Golf Tournament
- Veterans Appreciation Dinner
- Highland Games
- Youth Camp Detachment Tour
- Terry Fox Run
- Truth and Reconciliation Day
- Klondike Days Monday Morning Magic
- Daycare Presentations

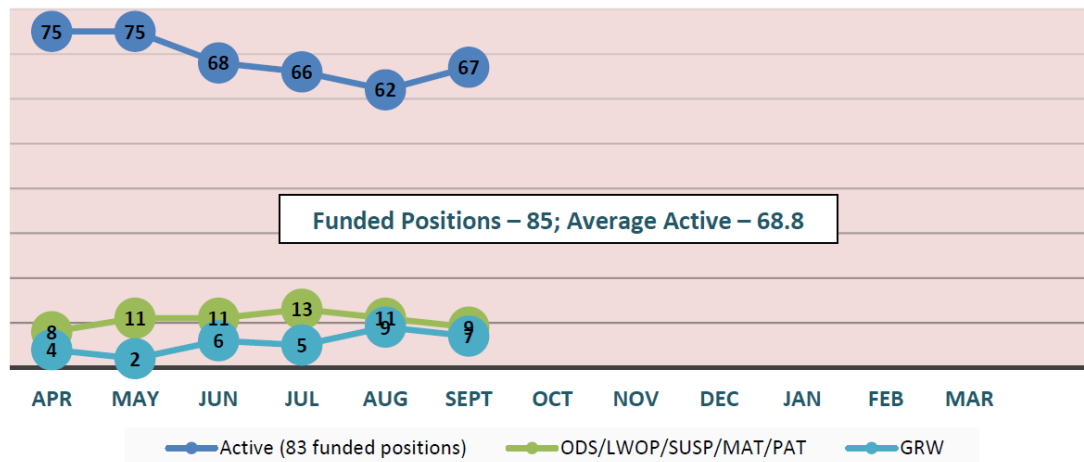




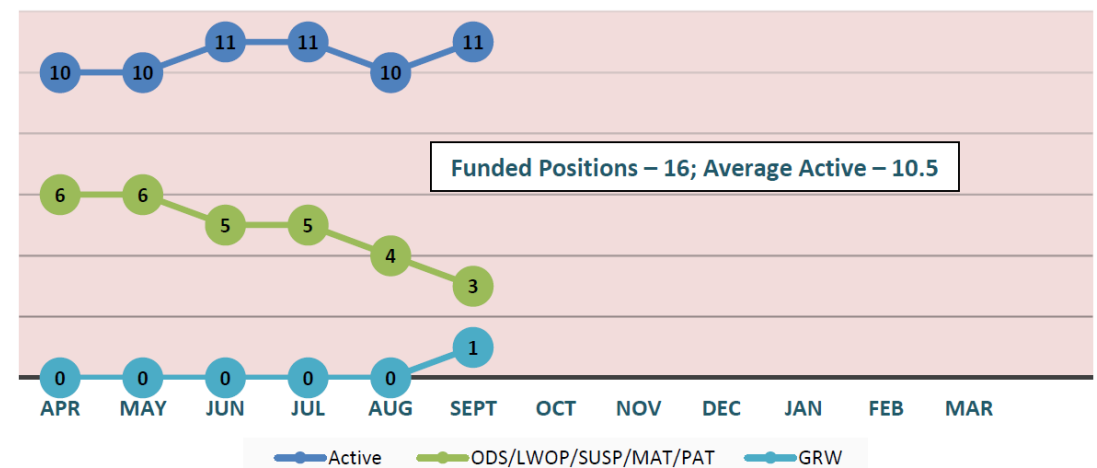


## Regular Member Staffing Levels 2024/2025

### Staffing Numbers - Municipal 2024/2025



### Staffing Numbers - Provincial 2024/2025






## Crime Gauge (Criminal Code Offences)

### Strathcona Municipal Crime Gauge

2024 vs. 2023  
January to Q3

#### Criminal Code Offences



### Strathcona Provincial Crime Gauge

2024 vs. 2023  
January to Q3

#### Criminal Code Offences





## 5 Year Trend Criminal Code (Municipal)

### Areas of Note

#### Up from 2023:

- Offences Related to Death
- Robbery
- Assaults
- Kidnapping/Hostage/Abduction
- Extortion
- Criminal Harassment
- Arson
- Mischief - Other

#### Down from 2023:

- Sexual Assaults
- Other Sexual Offences
- Mischief – Damage to Property
- Fail to Comply & Breaches

### Strathcona Municipal Detachment Crime Statistics (Actual) January to Q3: 2020 - 2024

All categories contain "Attempted" and/or "Completed"

October 8, 2024

CATEGORY	Trend	2020	2021	2022	2023	2024	% Change 2020 - 2024	% Change 2023 - 2024	Avg File +/- per Year
Offences Related to Death		0	3	0	1	5	N/A	400%	0.8
Robbery		8	10	9	8	14	75%	75%	1.0
Sexual Assaults		37	49	68	56	45	22%	-20%	2.3
Other Sexual Offences		32	23	22	35	24	-25%	-31%	-0.4
Assault		288	276	264	314	360	25%	15%	18.2
Kidnapping/Hostage/Abduction		6	5	7	6	14	133%	133%	1.7
Extortion		19	18	30	29	44	132%	52%	6.1
Criminal Harassment		108	115	109	113	147	36%	30%	7.6
Uttering Threats		116	138	139	164	146	26%	-11%	8.6
<b>TOTAL PERSONS</b>		<b>614</b>	<b>637</b>	<b>648</b>	<b>726</b>	<b>799</b>	<b>30%</b>	<b>10%</b>	<b>45.9</b>
Break & Enter		167	131	112	177	157	-6%	-11%	2.6
Theft of Motor Vehicle		96	92	70	116	117	22%	1%	6.6
Theft Over \$5,000		45	40	36	57	52	16%	-9%	3.1
Theft Under \$5,000		923	813	795	990	846	-8%	-15%	2.3
Possn Strn Goods		134	115	98	134	110	-18%	-18%	-2.9
Fraud		318	302	312	368	405	27%	10%	24.0
Arson		9	22	14	11	17	89%	55%	0.5
Mischief - Damage To Property		279	469	490	432	308	10%	-29%	2.1
Mischief - Other		117	103	127	215	367	214%	71%	61.2
<b>TOTAL PROPERTY</b>		<b>2,088</b>	<b>2,087</b>	<b>2,054</b>	<b>2,500</b>	<b>2,379</b>	<b>14%</b>	<b>-5%</b>	<b>99.5</b>
Offensive Weapons		79	79	71	69	42	-47%	-39%	-8.4
Disturbing the peace		273	242	202	311	327	20%	5%	17.7
Fail to Comply & Breaches		274	318	258	272	182	-34%	-33%	-23.0
<b>OTHER CRIMINAL CODE</b>		<b>150</b>	<b>166</b>	<b>166</b>	<b>175</b>	<b>186</b>	<b>24%</b>	<b>6%</b>	<b>8.1</b>
<b>TOTAL OTHER CRIMINAL CODE</b>		<b>776</b>	<b>805</b>	<b>697</b>	<b>827</b>	<b>737</b>	<b>-5%</b>	<b>-11%</b>	<b>-5.6</b>
<b>TOTAL CRIMINAL CODE</b>		<b>3,478</b>	<b>3,529</b>	<b>3,399</b>	<b>4,053</b>	<b>3,915</b>	<b>13%</b>	<b>-3%</b>	<b>139.8</b>







## 5 Year Trend Criminal Code (Provincial)

### Areas of Note

#### Up from 2023:

- Other Sexual Offences
- Extortion
- Criminal Harassment
- Arson
- Disturbing the Peace
- Mischief - Other

#### Down from 2023:

- Robbery
- Sexual Assaults
- Theft Over \$5,000
- Theft Under \$5,000
- Mischief – Damage to Property

### Strathcona Provincial Detachment Crime Statistics (Actual) January to Q3: 2020 - 2024

October 8, 2024

All categories contain "Attempted" and/or "Completed"

CATEGORY	Trend	2020	2021	2022	2023	2024	% Change 2020 - 2024	% Change 2023 - 2024	Avg File +/- per Year
Offences Related to Death		3	1	2	2	2	-33%	0%	-0.1
Robbery		1	2	0	2	1	0%	-50%	0.0
Sexual Assaults		7	16	12	14	8	14%	-43%	0.0
Other Sexual Offences		6	12	5	4	11	83%	175%	0.2
Assault		75	87	92	90	88	17%	-2%	2.9
Kidnapping/Hostage/Abduction		1	4	1	4	4	300%	0%	0.6
Extortion		5	5	8	6	14	180%	133%	1.9
Criminal Harassment		30	27	24	34	56	87%	65%	5.9
Uttering Threats		36	39	32	47	49	36%	4%	3.4
<b>TOTAL PERSONS</b>		<b>164</b>	<b>193</b>	<b>176</b>	<b>203</b>	<b>233</b>	<b>42%</b>	<b>15%</b>	<b>14.8</b>
Break & Enter		78	60	49	66	74	-5%	12%	-0.2
Theft of Motor Vehicle		44	51	34	47	55	25%	17%	1.8
Theft Over \$5,000		17	14	30	37	30	76%	-19%	4.9
Theft Under \$5,000		185	119	118	146	105	-43%	-28%	-13.3
Possn Stn Goods		90	89	65	71	69	-23%	-3%	-6.0
Fraud		73	104	95	106	103	41%	-3%	6.2
Arson		14	10	11	15	22	57%	47%	2.1
Mischief - Damage To Property		79	104	110	111	81	3%	-27%	1.1
Mischief - Other		16	22	18	28	76	375%	171%	12.6
<b>TOTAL PROPERTY</b>		<b>596</b>	<b>573</b>	<b>530</b>	<b>627</b>	<b>615</b>	<b>3%</b>	<b>-2%</b>	<b>9.2</b>
Offensive Weapons		66	57	43	39	36	-45%	-8%	-7.8
Disturbing the peace		27	23	22	45	62	130%	38%	9.2
Fail to Comply & Breaches		48	46	29	31	34	-29%	10%	-4.3
<b>OTHER CRIMINAL CODE</b>		<b>37</b>	<b>56</b>	<b>47</b>	<b>50</b>	<b>40</b>	<b>8%</b>	<b>-20%</b>	<b>0.0</b>
<b>TOTAL OTHER CRIMINAL CODE</b>		<b>178</b>	<b>182</b>	<b>141</b>	<b>165</b>	<b>172</b>	<b>-3%</b>	<b>4%</b>	<b>-2.9</b>
<b>TOTAL CRIMINAL CODE</b>		<b>938</b>	<b>948</b>	<b>847</b>	<b>995</b>	<b>1020</b>	<b>9%</b>	<b>3%</b>	<b>21.1</b>





## 5 Year Trend Federal / Provincial/ Traffic (Municipal)

### Areas of Note

#### Up from 2023:

- Mental Health Act
- Property Damage MVC(Non Reportable)
- Injury MVC
- Roadside Suspension - Drugs

#### Down from 2023:

- Drug Enforcement – Possession & Trafficking
- Cannabis Enforcement
- Liquor Act
- Municipal Bylaws – Traffic
- Fatal MVC
- Property Damage MVC (Reportable)
- Roadside Suspension - Alcohol

October 8, 2024

All categories contain "Attempted" and/or "Completed"

CATEGORY	Trend	2020	2021	2022	2023	2024	% Change 2020 - 2024	% Change 2023 - 2024	Avg File +/- per Year
Drug Enforcement - Production		0	0	0	0	0	N/A	N/A	0.0
Drug Enforcement - Possession		87	78	76	74	63	-28%	-15%	-5.2
Drug Enforcement - Trafficking		83	70	52	37	29	-65%	-22%	-14.1
Drug Enforcement - Other		1	1	0	0	1	0%	N/A	-0.1
<b>Total Drugs</b>		<b>171</b>	<b>149</b>	<b>128</b>	<b>111</b>	<b>93</b>	<b>-46%</b>	<b>-16%</b>	<b>-19.4</b>
Cannabis Enforcement		5	6	10	2	1	-80%	-50%	-1.2
Federal - General		22	14	21	25	23	5%	-8%	1.3
<b>TOTAL FEDERAL</b>		<b>198</b>	<b>169</b>	<b>159</b>	<b>138</b>	<b>117</b>	<b>-41%</b>	<b>-15%</b>	<b>-19.3</b>
Liquor Act		137	123	109	116	46	-66%	-60%	-18.9
Cannabis Act		38	39	35	28	23	-39%	-18%	-4.1
Mental Health Act		386	459	421	406	486	26%	20%	14.7
Other Provincial Stats		645	705	698	743	746	16%	0%	24.6
<b>Total Provincial Stats</b>		<b>1,206</b>	<b>1,326</b>	<b>1,263</b>	<b>1,299</b>	<b>1,301</b>	<b>8%</b>	<b>0%</b>	<b>16.3</b>
Municipal By-laws Traffic		4	1	1	2	1	-75%	-50%	-0.5
Municipal By-laws		226	220	180	173	175	-23%	1%	-14.9
<b>Total Municipal</b>		<b>230</b>	<b>221</b>	<b>181</b>	<b>175</b>	<b>176</b>	<b>-23%</b>	<b>1%</b>	<b>-15.4</b>
Fatals		0	0	1	1	0	N/A	-100%	0.1
Injury MVC		207	181	226	267	291	41%	9%	25.4
Property Damage MVC (Reportable)		788	696	792	927	683	-13%	-26%	2.1
Property Damage MVC (Non Reportable)		110	93	130	131	157	43%	20%	13.2
<b>TOTAL MVC</b>		<b>1,105</b>	<b>970</b>	<b>1,149</b>	<b>1,326</b>	<b>1,131</b>	<b>2%</b>	<b>-15%</b>	<b>40.8</b>
Roadside Suspension - Alcohol (Prov)		0	89	106	106	76	N/A	-28%	16.9
Roadside Suspension - Drugs (Prov)		0	13	11	7	10	N/A	43%	1.4
<b>Total Provincial Traffic</b>		<b>5,206</b>	<b>4,404</b>	<b>4,493</b>	<b>4,870</b>	<b>3,943</b>	<b>-24%</b>	<b>-19%</b>	<b>-206.0</b>
<b>Other Traffic</b>		<b>92</b>	<b>21</b>	<b>23</b>	<b>3</b>	<b>5</b>	<b>-95%</b>	<b>67%</b>	<b>-19.2</b>
<b>Criminal Code Traffic</b>		<b>265</b>	<b>178</b>	<b>174</b>	<b>204</b>	<b>175</b>	<b>-34%</b>	<b>-14%</b>	<b>-15.4</b>
<b>Common Police Activities</b>									
False Alarms		345	381	442	583	528	53%	-9%	56.8
False/Abandoned 911 Call and 911 Act		175	164	151	191	175	0%	-8%	2.7
Suspicious Person/Vehicle/Property		486	455	421	414	457	-6%	10%	-9.9
Persons Reported Missing		83	59	103	85	92	11%	8%	4.4
Search Warrants		8	9	20	10	4	-50%	-60%	-0.7
Spousal Abuse - Survey Code (Reported)		487	488	448	467	544	12%	16%	9.3
Form 10 (MHA) (Reported)		77	62	70	63	61	-21%	-3%	-3.1





## 5 Year Trend Federal / Provincial/ Traffic (Provincial)

### Areas of Note

#### Up from 2023:

- Cannabis Act
- Mental Health Act
- Injury MVC

#### Down from 2023:

- Drug Enforcement – Trafficking
- Cannabis Enforcement
- Liquor Act
- Fatal MVC
- Property Damage MVC (Reportable)
- Property Damage MVC (Non Reportable)

All categories contain "Attempted" and/or "Completed"

CATEGORY	Trend	2020	2021	2022	2023	2024	% Change 2020 - 2024	% Change 2023 - 2024	Avg File +/- per Year
Drug Enforcement - Production		0	0	0	0	0	N/A	N/A	0.0
Drug Enforcement - Possession		33	29	15	13	13	-61%	0%	-5.6
Drug Enforcement - Trafficking		10	4	10	5	2	-80%	-60%	-1.5
Drug Enforcement - Other		0	0	0	0	0	N/A	N/A	0.0
<b>Total Drugs</b>		<b>43</b>	<b>33</b>	<b>25</b>	<b>18</b>	<b>15</b>	<b>-65%</b>	<b>-17%</b>	<b>-7.1</b>
Cannabis Enforcement		3	0	0	1	0	-100%	-100%	-0.5
Federal - General		6	11	6	15	10	67%	-33%	1.2
<b>TOTAL FEDERAL</b>		<b>52</b>	<b>44</b>	<b>31</b>	<b>34</b>	<b>25</b>	<b>-52%</b>	<b>-26%</b>	<b>-6.4</b>
Liquor Act		20	19	28	23	15	-25%	-35%	-0.6
Cannabis Act		9	26	14	6	7	-22%	17%	-2.4
Mental Health Act		107	102	86	120	143	34%	19%	9.0
Other Provincial Stats		192	203	178	218	228	19%	5%	8.7
<b>Total Provincial Stats</b>		<b>328</b>	<b>350</b>	<b>306</b>	<b>367</b>	<b>393</b>	<b>20%</b>	<b>7%</b>	<b>14.7</b>
Municipal By-laws Traffic		1	0	0	2	1	0%	-50%	0.2
Municipal By-laws		114	126	82	113	88	-23%	-22%	-6.5
<b>Total Municipal</b>		<b>115</b>	<b>126</b>	<b>82</b>	<b>115</b>	<b>89</b>	<b>-23%</b>	<b>-23%</b>	<b>-6.3</b>
Fatals		3	3	5	5	4	33%	-20%	0.4
Injury MVC		103	99	121	132	150	46%	14%	12.7
Property Damage MVC (Reportable)		274	242	306	299	267	-3%	-11%	4.3
Property Damage MVC (Non Reportable)		92	70	112	92	77	-16%	-16%	-0.8
<b>TOTAL MVC</b>		<b>472</b>	<b>414</b>	<b>544</b>	<b>528</b>	<b>498</b>	<b>6%</b>	<b>-6%</b>	<b>16.6</b>
Roadside Suspension - Alcohol (Prov)		0	57	78	45	39	N/A	-13%	6.6
Roadside Suspension - Drugs (Prov)		0	12	2	6	2	N/A	-67%	-0.2
<b>Total Provincial Traffic</b>		<b>3,692</b>	<b>3,927</b>	<b>3,432</b>	<b>2,754</b>	<b>2,223</b>	<b>-40%</b>	<b>-19%</b>	<b>-411.1</b>
<b>Other Traffic</b>		<b>46</b>	<b>25</b>	<b>13</b>	<b>8</b>	<b>7</b>	<b>-85%</b>	<b>-13%</b>	<b>-9.5</b>
<b>Criminal Code Traffic</b>		<b>142</b>	<b>127</b>	<b>98</b>	<b>97</b>	<b>69</b>	<b>-51%</b>	<b>-29%</b>	<b>-17.6</b>
<b>Common Police Activities</b>									
False Alarms		89	89	121	119	151	70%	27%	15.4
False/Abandoned 911 Call and 911 Act		61	45	53	86	84	38%	-2%	8.7
Suspicious Person/Vehicle/Property		206	172	170	166	260	26%	57%	10.2
Persons Reported Missing		16	18	17	21	33	106%	57%	3.7
Search Warrants		6	4	14	4	1	-83%	-75%	-1.0
Spousal Abuse - Survey Code (Reported)		119	131	138	146	159	34%	9%	9.5
Form 10 (MHA) (Reported)		30	20	12	17	8	-73%	-53%	-4.7







## Body Worn Cameras - Expectations

- Increasingly used by police around the world, body-worn cameras (BWC) are intended to capture an accurate unbiased audio/video account of incidents involving police.
- Once implemented, expect:
  - ✓ Greater accountability and public trust
  - ✓ Better interactions between the police and the public
  - ✓ Improved evidence gathering
  - ✓ Quicker resolutions of public complaints





## Body Worn Cameras – Stakeholder Feedback

- Stakeholder Feedback has included community survey responses to date (based on a current sample of 630+ respondents) indicate that respondents perceive that BWCs will:
  - ✓ Help RCMP officers be more transparent (91.6%)
  - ✓ Help increase RCMP officers' accountability (91.2%)
  - ✓ Increase trust in RCMP officers (84.2%)





## Body Worn Cameras - Policy Overview

### They will be used:

- Prior to arriving at a call for service
- When initiating contact with a member of the public for the purpose of investigation
- To record information to support lawful execution of duties

### Not Intended for:

- 24 hour recording
- Surveillance or covert recording
- When strip or body cavity searches are conducted
- Areas with a high expectation of privacy *unless there are exigent circumstances*

## BODY-WORN CAMERAS

### Examples of use:

- Mental health calls
- Interactions with people in crisis
- Crimes in progress
- Investigations
- Public disorder

### Examples of when camera can be turned off

- Intimate searches
- Incidents of a sensitive nature
- Investigative discussions/enquiries between police personnel
- Formal statements





# RCMP



ROYAL CANADIAN MOUNTED POLICE

## Body Worn Cameras – Access to Video

- Through existing ATIP processes, members of the public may request to view body worn video in which they are captured. In this case, the personal information of others will be redacted.
- The RCMP developed a process to guide Division in using body worn video to facilitate the early resolution of a service issue where privacy can be mitigated.
- Public disclosure of body worn video will only be considered in exceptional circumstances such as an emergency situation or where a recording will seriously undermine public confidence in policing.



**RCMP**



ROYAL CANADIAN MOUNTED POLICE

**Questions?**

