

RCMP



ROYAL CANADIAN MOUNTED POLICE



Strathcona County RCMP Triannual Update #1

April 8, 2025
Supt. Barry LaRocque
Officer in Charge

Strathcona County RCMP Detachment



Annual Performance Plan 2024/2025

Performance Plan Priorities, Initiatives and Measures

1) Property Crime (April 2024 to December 2024)

- Fraud Presentations
 - ❖ Target: 12
 - ❖ Completed: 9
- Hot Spot Checks
 - ❖ Target: 5,000
 - ❖ Completed: 8,731
- Proactive Urban/Rural Patrols
 - ❖ Target: 12,000
 - ❖ Completed: 20,389
- Offender Management Checks
 - ❖ Target: 500
 - ❖ Completed: 235





Annual Performance Plan 2024/2025

2) Domestic Violence & Persons Crime (April 2024 to December 2024)

- Domestic Violence Community Partner Presentations
 - ❖ Target: 10
 - ❖ Completed: 8
- Officer Interviewing Skills Sessions
 - ❖ Target: 4
 - ❖ Completed: 4

3) Traffic Safety (April 2024 to December 2024)

- Officer Violator Contacts
 - ❖ Target: 27,000
 - ❖ Completed: 19,888
- Impaired Driving Checkstops
 - ❖ Target: 30
 - ❖ Completed: 23



RCMP



ROYAL CANADIAN MOUNTED POLICE

Annual Performance Plan 2024/2025

4) Drug Enforcement (April 2024 to December 2024)

- Education and Awareness Presentations
 - ❖ Target: 15
 - ❖ Completed: 3
- Drug Projects
 - ❖ Target: 10
 - ❖ Completed: 24
- Drug Related Media Releases
 - ❖ Target: 8
 - ❖ Completed: 3



5) Workplace Employee Wellness (April 2024 to December 2024)

- Detachment Events
 - ❖ Target: 15
 - ❖ Completed: 25
- Continuous Improvement Committee
 - ❖ Target: 3
 - ❖ Completed: 2



RCMP



ROYAL CANADIAN MOUNTED POLICE

Files of Interest

- Car Jacking of BMC car while salesman taking two people for a test drive –still under investigation - February
- Robbery during Facebook Marketplace sale of \$400 sweater – still under investigation – January
- Four gas station robberies along Baseline Road – arrest made and charges laid of Robbery x 5, disguise with intent x 2 and fail to comply x 2 – December
- Arrest after joint investigation with ICE of 47 year old resident charged with possession and distribution of child pornography – January
- Attempted theft of ATM at Bank of Montreal – still under investigation - February



RCMP



ROYAL CANADIAN MOUNTED POLICE

Financial Crimes Files of Interest

- Forex Crypto Fraud - 58 year old female victim scammed out of \$480,000 – January
- Swift Crypto Fraud – 60 year old male victim scammed out of \$118, 000 – January
- Bitnational BTM Crypto Fraud – 62 year old female victim scammed out of \$809, 565 – December
- Facebook Investment Fraud – 56 year old female victim scammed out of \$100,863.83 with Facebook Investment scam by providing remote access to computer – January
- Trading Company Crypto Fraud – 72 year old male victim scammed out of \$280,000 by providing remote access to computer – December
- Koho Financial Crypto Fraud – 60 year old victim scammed out of \$180,000
- Neighbour Fraud – 72 year old male victim defrauded \$100,000 by neighbour - December



RCMP



ROYAL CANADIAN MOUNTED POLICE

Bait Truck Deployment

- In effort to decrease property crime, Sherwood Park RCMP initiated a bait vehicle to help curb these thefts as the majority of vehicles involved in Break and Enters are stolen.
- Sherwood Park RCMP have had two successful deployments in Strathcona County region.
- In September 2024, Sherwood Park RCMP deployed an RCMP asset vehicle which was successful in apprehending a prolific offender in property crime which resulted in numerous charges and is before the courts.
- In February 2025, Sherwood Park RCMP deployed RCMP asset vehicle which again was successful not only apprehending three suspects but also recovering another stolen vehicle which the suspects stole an hour prior and used that vehicle to commit crimes in Sherwood Park. The deployment also led to an additional vehicle stolen out of a different jurisdiction which resulted in numerous charges on the suspects in which they were remanded into custody.



RCMP



ROYAL CANADIAN MOUNTED POLICE

Industrial Area Project/Patrols

- The Crime Reduction Unit (CRU) has initiated an Industrial Area Project which includes:
 - ✓ Gathered intelligence that break and enters and thefts were happening in the early morning, therefore, periodically change their schedule to work during those times.
 - ✓ Using special investigative tools to assist in successful patrols.
 - ✓ Working in conjunction with Strathcona District Mutual Assistance Program (SDMAP) to ensure information sharing is conducted between CRU and Industrial business.
 - ✓ Meeting with the businesses within the industrial area to discuss how to better protect against thefts.
- The Crime Reduction Unit made several arrests on the first industrial patrol when their schedule was adjusted for targeted industrial patrols in the early morning hours.



RCMP



ROYAL CANADIAN MOUNTED POLICE

Cryptocurrency Safety Awareness Campaign

Strathcona Financial Crime Unit has partnered with the Strathcona Communications and RCMP Strategic Communications to deliver a Cryptocurrency Safety Awareness Campaign as follows:

- Publish Cryptocurrency Investment awareness / safety content on the SC County website.
- Publish Cryptocurrency safety media releases
- Create Facebook Events to make the public aware of upcoming in person FC cryptocurrency safety presentations
- FB and IG Reels 20 second clips of crypto safety tips
- Community Posters with crypto safety tips
- Crypto safety tip handouts created for presentations.
- Reddit Ads
- Meta Ads
- Spotify Ads
- An online Cryptocurrency presentation is being prepared by FC and Strathcona Communications.
- Utility Bill stuffer with Crypto safety tips
- Looking at potential to complete Councillor eNews
- Looking at potential of Sherwood Park News weekly Column



RCMP



ROYAL CANADIAN MOUNTED POLICE

Community Engagement

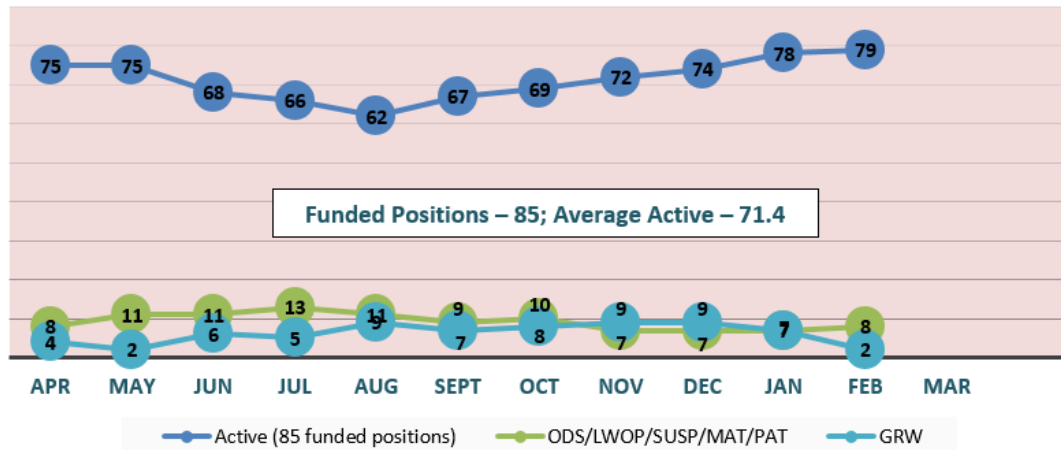
- Town Halls
- Community Advisory Committee Meetings
- Cram A Cruiser Food Drive
- CP Holiday Train
- We Seniors Coffee and Chat
- School Detachment Tours
- New Years Eve Event
- Career Fairs



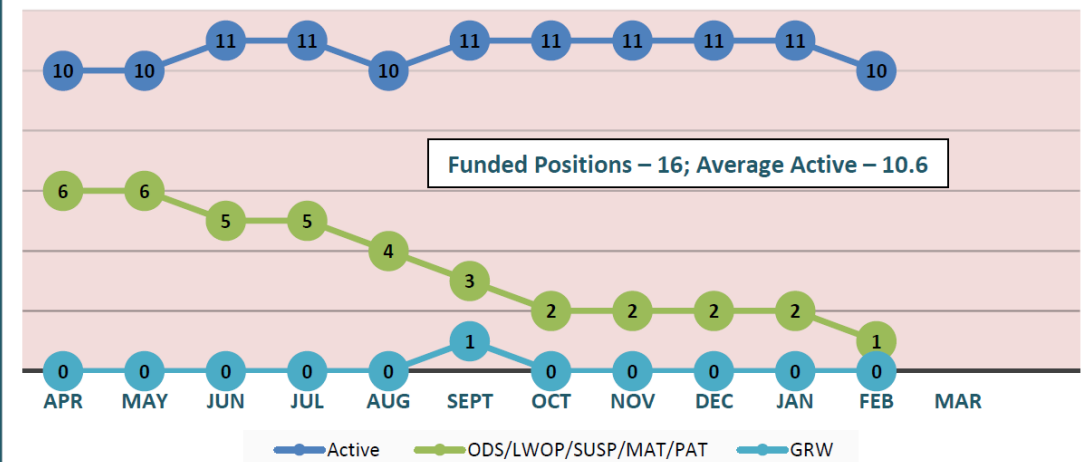


Regular Member Staffing Levels 2024/2025

Staffing Numbers - Municipal 2024/2025



Staffing Numbers - Provincial 2024/2025





Crime Gauge (Criminal Code Offences)

Strathcona Municipal Crime Gauge

2025 vs. 2024
January to February

Criminal Code Offences



Total Criminal Code Offences: **7% Increase**
When compared to January to February, 2024

Strathcona Provincial Crime Gauge

2025 vs. 2024
January to February

Criminal Code Offences



Total Criminal Code Offences: **24% Increase**
When compared to January to February, 2024





5 Year Trend Criminal Code (Municipal)

Areas of Note

Up from 2024:

- Kidnapping/Hostage/Abduction
- Robbery
- Criminal Harassment
- Theft over \$5,000
- Arson
- Mischief- Damage to Property
- Disturbing the Peace

Down from 2024:

- Sexual Assaults
- Extortion
- Break & Enter
- Mischief – Other
- Possession of Stolen Goods

Strathcona Municipal Detachment Crime Statistics (Actual) January to February: 2021 - 2025

March 6, 2025

All categories contain "Attempted" and/or "Completed"

CATEGORY	Trend	2021	2022	2023	2024	2025	% Change 2021 - 2025	% Change 2024 - 2025	Avg File +/- per Year
Offences Related to Death		0	0	0	0	0	N/A	N/A	0.0
Robbery		2	1	3	2	3	50%	50%	0.3
Sexual Assaults		6	11	14	15	6	0%	-60%	0.4
Other Sexual Offences		6	4	17	7	7	17%	0%	0.5
Assault		53	52	57	85	94	77%	11%	11.5
Kidnapping/Hostage/Abduction		3	2	1	1	2	-33%	100%	-0.3
Extortion		1	7	4	8	6	500%	-25%	1.1
Criminal Harassment		23	26	18	29	49	113%	69%	5.5
Uttering Threats		25	18	30	32	37	48%	16%	3.8
TOTAL PERSONS		119	121	144	179	204	71%	14%	22.8
Break & Enter		30	26	36	38	15	-50%	-61%	-1.8
Theft of Motor Vehicle		23	12	25	24	28	22%	17%	2.2
Theft Over \$5,000		10	2	7	11	15	50%	36%	1.9
Theft Under \$5,000		180	162	169	148	164	-9%	11%	-4.6
Possn Stn Goods		22	25	24	28	25	14%	-11%	0.9
Fraud		72	59	53	90	82	14%	-9%	5.1
Arson		2	1	2	1	5	150%	400%	0.6
Mischief - Damage To Property		74	87	84	42	63	-15%	50%	-6.7
Mischief - Other		7	15	23	68	60	757%	-12%	15.9
TOTAL PROPERTY		420	389	423	450	457	9%	2%	13.5
Offensive Weapons		15	20	6	11	10	-33%	-9%	-1.9
Disturbing the peace		42	45	34	55	68	62%	24%	6.2
Fail to Comply & Breaches		76	57	66	54	65	-14%	20%	-2.5
OTHER CRIMINAL CODE		21	27	40	29	26	24%	-10%	1.2
TOTAL OTHER CRIMINAL CODE		154	149	146	149	169	10%	13%	3.0
TOTAL CRIMINAL CODE		693	659	713	778	830	20%	7%	39.3





5 Year Trend Criminal Code (Provincial)

Areas of Note

Up from 2024:

- Assault
- Extortion
- Uttering Threats
- Theft of Motor Vehicle
- Theft Under \$5,000
- Fraud
- Mischief - Other

Down from 2024:

- Sexual Assaults
- Criminal Harassment
- Break & Enter
- Theft Over \$5,000
- Possession of Stolen Goods

Strathcona Provincial Detachment Crime Statistics (Actual) January to February: 2021 - 2025

All categories contain "Attempted" and/or "Completed"

March 6, 2025

CATEGORY	Trend	2021	2022	2023	2024	2025	% Change 2021 - 2025	% Change 2024 - 2025	Avg File +/- per Year
Offences Related to Death		0	0	0	0	0	N/A	N/A	0.0
Robbery		2	0	1	0	1	-50%	N/A	-0.2
Sexual Assaults		4	2	0	3	1	-75%	-67%	-0.5
Other Sexual Offences		1	1	1	4	0	-100%	-100%	0.1
Assault		19	11	19	9	15	-21%	67%	-1.0
Kidnapping/Hostage/Abduction		0	1	0	1	1	N/A	0%	0.2
Extortion		0	2	1	1	3	N/A	200%	0.5
Criminal Harassment		4	3	7	11	3	-25%	-73%	0.6
Uttering Threats		7	12	2	4	14	100%	250%	0.6
TOTAL PERSONS		37	32	31	33	38	3%	15%	0.3
Break & Enter		15	10	11	14	10	-33%	-29%	-0.6
Theft of Motor Vehicle		9	9	7	8	10	11%	25%	0.1
Theft Over \$5,000		1	8	5	13	6	500%	-54%	1.5
Theft Under \$5,000		23	27	27	13	21	-9%	62%	-1.8
Possn Stn Goods		12	15	18	17	11	-8%	-35%	0.0
Fraud		10	24	23	13	26	160%	100%	2.1
Arson		2	0	3	4	5	150%	25%	1.0
Mischief - Damage To Property		19	28	24	11	15	-21%	36%	-2.5
Mischief - Other		2	1	1	8	16	700%	100%	3.5
TOTAL PROPERTY		93	122	119	101	120	29%	19%	3.3
Offensive Weapons		10	9	6	2	5	-50%	150%	-1.7
Disturbing the peace		0	2	4	2	3	N/A	50%	0.6
Fail to Comply & Breaches		7	9	4	2	10	43%	400%	-0.1
OTHER CRIMINAL CODE		9	9	11	8	7	-22%	-13%	-0.5
TOTAL OTHER CRIMINAL CODE		26	29	25	14	25	-4%	79%	-1.7
TOTAL CRIMINAL CODE		156	183	175	148	183	17%	24%	1.9





5 Year Trend Federal / Provincial/ Traffic (Municipal)

Areas of Note

Up from 2024:

- Mental Health Act
- Injury MVC

Down from 2024:

- Drug Enforcement – Possession & Trafficking
- Liquor Act
- Cannabis Act
- Municipal Bylaws
- Roadside Suspensions - Alcohol

All categories contain "Attempted" and/or "Completed"

March 6, 2025

CATEGORY	Trend	2021	2022	2023	2024	2025	% Change 2021 - 2025	% Change 2024 - 2025	Avg File +/- per Year
Drug Enforcement - Production		0	0	0	0	0	N/A	N/A	0.0
Drug Enforcement - Possession		15	20	13	19	11	-27%	-42%	-0.9
Drug Enforcement - Trafficking		3	14	9	5	4	33%	-20%	-0.7
Drug Enforcement - Other		0	0	0	0	1	N/A	N/A	0.2
Total Drugs		18	34	22	24	16	-11%	-33%	-1.4
Cannabis Enforcement		1	4	0	0	1	0%	N/A	-0.4
Federal - General		3	6	5	7	5	67%	-29%	0.5
TOTAL FEDERAL		22	44	27	31	22	0%	-29%	-1.3
Liquor Act		19	12	15	14	5	-74%	-64%	-2.6
Cannabis Act		4	8	5	7	5	25%	-29%	0.1
Mental Health Act		88	81	69	93	104	18%	12%	4.4
Other Provincial Stats		104	140	133	175	173	66%	-1%	17.3
Total Provincial Stats		215	241	222	289	287	33%	-1%	19.2
Municipal By-laws Traffic		0	0	1	0	2	N/A	N/A	0.4
Municipal By-laws		21	17	18	28	7	-67%	-75%	-1.7
Total Municipal		21	17	19	28	9	-57%	-68%	-1.3
Fatals		0	1	0	0	0	N/A	N/A	-0.1
Injury MVC		36	52	58	82	95	164%	16%	14.8
Property Damage MVC (Reportable)		171	227	212	179	195	14%	9%	0.0
Property Damage MVC (Non Reportable)		21	39	33	41	44	110%	7%	4.8
TOTAL MVC		228	319	303	302	334	46%	11%	19.5
Roadside Suspension - Alcohol (Prov)		10	25	15	11	7	-30%	-36%	-2.0
Roadside Suspension - Drugs (Prov)		3	2	2	3	3	0%	0%	0.1
Total Provincial Traffic		363	719	734	867	579	-40%	-33%	-62.0
Other Traffic		2	3	1	2	1	-50%	-50%	-0.3
Criminal Code Traffic		20	40	31	28	40	100%	43%	2.8
Common Police Activities									
False Alarms		82	95	100	92	146	78%	59%	12.5
False/Abandoned 911 Call and 911 Act		24	27	29	32	45	88%	41%	4.7
Suspicious Person/Vehicle/Property		98	52	40	78	86	-12%	10%	0.2
Persons Reported Missing		12	8	12	18	21	75%	17%	2.8
Search Warrants		2	5	1	1	1	-50%	0%	-0.6
Spousal Abuse - Survey Code (Reported)		97	112	109	132	131	35%	-1%	8.8
Form 10 (MHA) (Reported)		11	9	12	10	21	91%	110%	2.1





5 Year Trend Federal / Provincial/ Traffic (Provincial)

Areas of Note

Up from 2024:

- Cannabis Act
- Mental Health Act
- Injury MVC
- Property Damage MVC

Down from 2024:

- Drug Enforcement – Possession
- Liquor Act
- Municipal Bylaws
- Roadside Suspensions - Alcohol

All categories contain "Attempted" and/or "Completed"

March 6, 2025

CATEGORY	Trend	2021	2022	2023	2024	2025	% Change 2021 - 2025	% Change 2024 - 2025	Avg File #/ per Year
Drug Enforcement - Production		0	0	0	0	0	N/A	N/A	0.0
Drug Enforcement - Possession		6	2	5	1	0	-100%	-100%	-1.3
Drug Enforcement - Trafficking		1	2	1	0	0	-100%	N/A	-0.4
Drug Enforcement - Other		0	0	0	0	0	N/A	N/A	0.0
Total Drugs		7	4	6	1	0	-100%	-100%	-1.7
Cannabis Enforcement		0	0	0	0	0	N/A	N/A	0.0
Federal - General		2	1	2	3	2	0%	-33%	0.2
TOTAL FEDERAL		3	5	8	4	2	-78%	-50%	-1.5
Liquor Act		2	3	1	3	1	-50%	-67%	-0.2
Cannabis Act		10	0	1	2	4	-60%	100%	-1.0
Mental Health Act		13	18	23	20	32	146%	60%	4.0
Other Provincial Stats		38	34	46	39	37	-3%	-5%	0.3
Total Provincial Stats		63	55	71	64	74	17%	16%	3.1
Municipal By-laws/Traffic		0	0	1	0	0	N/A	N/A	0.0
Municipal By-laws		2	6	7	5	1	-50%	-80%	-0.3
Total Municipal		2	6	8	5	1	-50%	-80%	-0.3
Fatals		0	1	0	0	0	N/A	N/A	-0.1
Injury MVC		33	29	27	31	57	73%	84%	5.0
Property Damage MVC (Reportable)		76	86	90	80	80	5%	0%	0.2
Property Damage MVC (Non Reportable)		19	40	39	33	53	173%	61%	6.1
TOTAL MVC		128	156	156	144	190	48%	32%	11.2
Roadside Suspension - Alcohol (Prov)		15	11	4	10	4	-73%	-60%	-2.3
Roadside Suspension - Drugs (Prov)		2	0	2	0	0	-100%	N/A	-0.4
Total Provincial Traffic		741	481	471	323	302	-59%	-7%	-103.6
Other Traffic		2	2	0	1	3	50%	200%	0.1
Criminal Code Traffic		28	12	15	15	18	-36%	20%	-1.7
Common Police Activities									
False Alarms		10	25	24	29	25	150%	-14%	3.4
False/Abandoned 911 Call and 911 Act		5	11	7	8	11	120%	38%	0.9
Suspicious Person/Vehicle/Property		42	24	23	59	24	-43%	-59%	-0.1
Persons Reported Missing		2	2	5	6	1	-50%	-83%	0.2
Search Warrants		1	2	2	0	0	-100%	N/A	-0.4
Spousal Abuse - Survey Code (Reported)		24	27	36	25	26	8%	4%	0.2
Form 10 (MHA) (Reported)		3	2	6	1	9	200%	800%	1.1

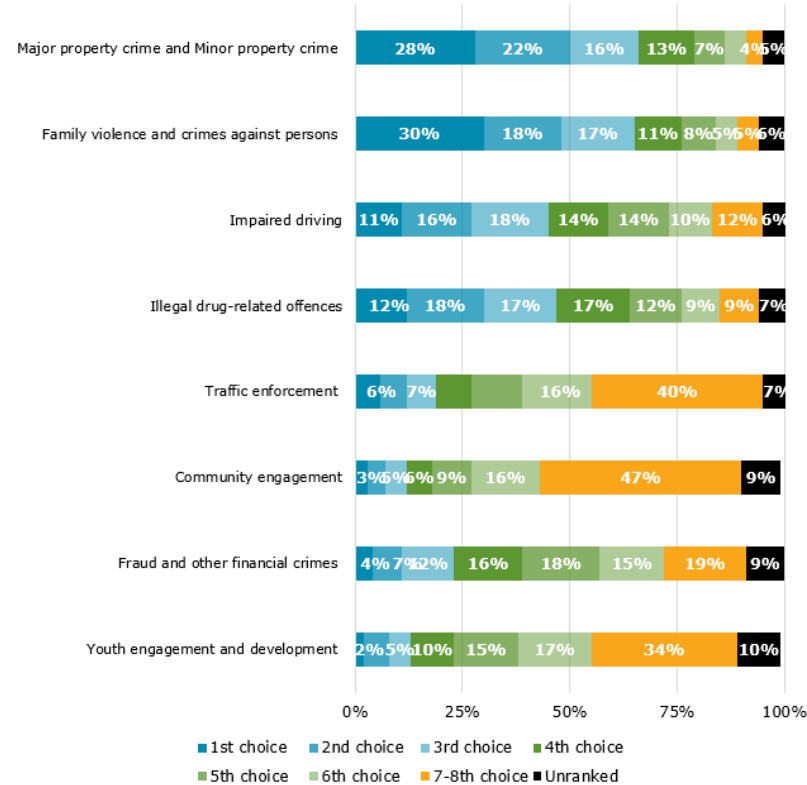




2025 Annual Performance Plan Survey Results - RCMP

RCMP Priorities

We asked respondents to rank RCMP services from highest to lowest.



RCMP Priorities in Focus

#1: Family violence and crimes against persons
70% chose as 1st, 2nd or 3rd choice (excludes unranked)

#2: Major property crime & minor property crime
69% chose as 1st, 2nd or 3rd choice (excludes unranked)

#3: Illegal drug offences – 50% (↑ 4% YoY)

#4: Impaired Driving – 48% (↑ 3% YoY)

#5: Fraud and other financial crimes – 25% (↓ 2% YoY)

#6: Traffic enforcement – 19% (↓ 1% YoY)

#7: Youth engagement and development – 15% (↑ 3% YoY)

#8: Community engagement – 13% (↑ 3% YoY)

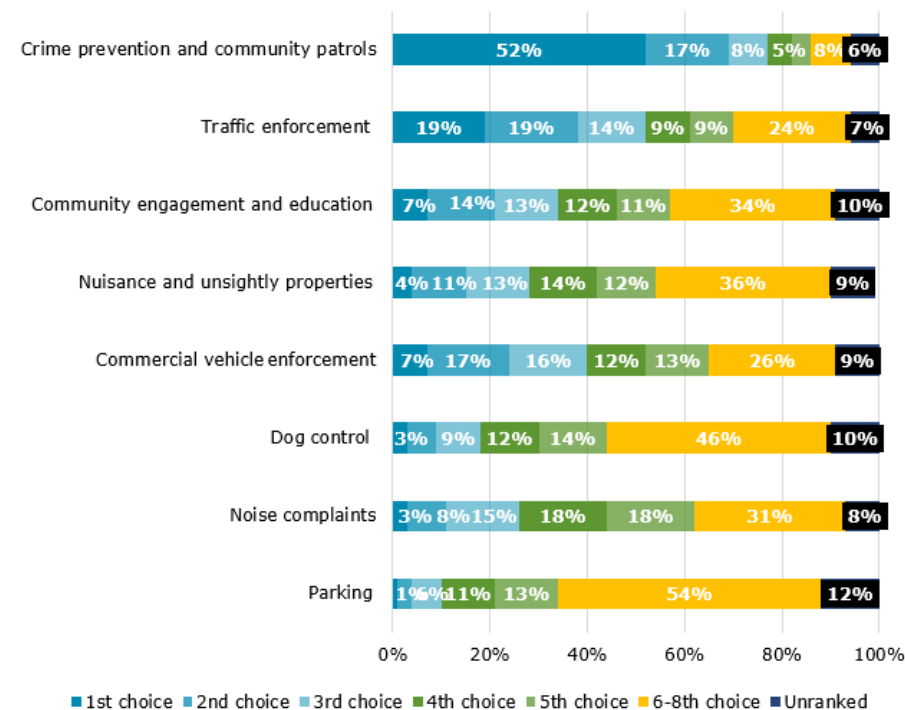




2025 Annual Performance Plan Survey Results – Enforcement Services

Enforcement Services Priorities

We asked respondents to rank the services provided by Community Peace Officers highest priority to lowest.



Enforcement Services Priorities in Focus

#1: Crime prevention and Community Patrols

82% chose as 1st, 2nd or 3rd choice (excludes unranked)

#2: Traffic enforcement

55% chose as 1st, 2nd or 3rd choice

#3: Commercial vehicle enforcement – 44% (↑3% change YoY)

#4: Community engagement – 37% (↑6% change YoY)

#5: Nuisance – 31% (↑2% change YoY)

#6: Noise – 28% (↓5% change YoY)

#7: Dog control – 20% (↑2% change YoY)

#8: Parking – 12% (↓2% change YoY)



RCMP



ROYAL CANADIAN MOUNTED POLICE

Questions?

