

RCMP



ROYAL CANADIAN MOUNTED POLICE



Strathcona County RCMP Triannual Update 2

July 15, 2025

Supt. Barry LaRocque

Officer in Charge

Strathcona County RCMP Detachment




Annual Performance Plan 2025/2026

Performance Plan Priorities, Initiatives and Measures

1) Family Violence & Persons Crime

- Domestic Violence Community Partner Presentations
 - ❖ Target: 12
- Enhanced Officer Legal Training
 - ❖ Target: 8
- RPACT Assessments
 - ❖ Target: 12
- Mental Health Presentations
 - ❖ Target: 8





Annual Performance Plan 2025/2026

2) Property Crime

- Fraud Presentations
 - ❖ Target: 12
- Hot Spot Checks
 - ❖ Target: 5,000
- Proactive Urban/Rural Patrols
 - ❖ Target: 16,000
- Offender Management Checks
 - ❖ Target: 250
- CPTED (Crime Prevention Through Environmental Design) Presentations
 - ❖ Target: 4





Annual Performance Plan 2025/2026

3) Drug Enforcement

- Education and Awareness Presentations
 - ❖ Target: 15
- Drug Projects
 - ❖ Target: 15
- Drug Related Media Releases
 - ❖ Target: 10

4) Traffic Safety & Impaired Driving

- Officer Violator Contacts (Tickets & Warnings)
 - ❖ Target: 25,000
- Impaired Driving Checkstops
 - ❖ Target: 30
- Impaired Charges & IRS Sanctions
 - ❖ Target: 75





Files of Interest

- Daycare worker accused of assaulting 5 children – female charged with 5 counts of assault (March)
- Robbery of mountain bike with the use of bear spray – still under investigation (March)
- Cocaine dealer arrest after undercover operation – charged with trafficking a controlled substance – cocaine, possession of a controlled substance for the purpose of trafficking – cocaine, possession of property obtained by crime over \$5,000 and possess fraudulent identify documents (March)
- Arrest made in connection to November 2024 shooting in Cooking Lake – a male was charged with break and enter, aggravated assault, robbery, discharge firearm with intent, possession of a prohibited firearm and forceable confinement (April)
- Male arrested for setting fire to the Sam Steel memorial Statue – charged with arson and fail to comply with undertaking (April)
- Along with ALERT's Internet Child Exploitation Unit a male was charged with possessing child pornography and possessing for the purpose of distributing child pornography (May)
- As a result of a drug trafficking investigation, the Strathcona Drug Unit arrested an individual in May for trafficking (x3) and possession of stolen property under \$5,000 (May)
- Male arrested after residential fire – charged with arson – disregard for human life (June)



RCMP



ROYAL CANADIAN MOUNTED POLICE

Financial Crimes Files of Interest

- Investment Fraud (\$5 million)– after a 7 year investigation, one male was charged with fraud over \$5,000 x 5 (May)
- Fraud greater than \$5,000 – in July 2024, local business frauded where skip the dishes funds were diverted to another account through online hacking – suspect arrested in May and charged with fraud (May)
- Power of Attorney fraud – three year investigation of alleged theft of \$200,000 from elderly women through power of attorney, currently with crown for pre-charge approval (June)
- ✓ Financial Crime Unit has been conducting fraud prevention presentations to various groups within the hamlet including seniors groups.



RCMP



ROYAL CANADIAN MOUNTED POLICE

Cryptocurrency Financial Losses

- The Strathcona County RCMP report a decrease in the total dollar amount lost to cryptocurrency related scams within the community over the past year.
- While scams involving cryptocurrency remain a concern, the overall financial losses reported by victims have dropped compared to previous years.
 - ❖ In 2024 between January and April the loss was \$3,820,761.00 on reported files.
 - ❖ In 2025 between January and April, the loss is \$240,008.00 on reported files.
- This decline is believed to be a direct result of the RCMP's ongoing commitment to prevention through education, community engagement, and proactive outreach.
- RCMP members have conducted numerous presentations to local schools, senior' groups, and community organizations, providing residents with the tools and knowledge to recognize, reject, and report fraudulent scams. These prevention initiatives have focused on how to identify common cryptocurrency scams, such as fake investment opportunities, romance scams, and fraudulent calls from scammers claiming to be law enforcement or government officials.





Community Engagement

- Community Advisory Committee Meetings
- READ with the RCMP
- We SENIORS Trade Show
- Ardrossan Parade
- Bike Rodeo
- McHappy Day
- Saffron Consent Run
- Bike Patrol
- Lead fundraising Pedal for Purpose Cycle Tour on their final leg through the hamlet



RCMP



ROYAL CANADIAN MOUNTED POLICE



RCMP



ROYAL CANADIAN MOUNTED POLICE

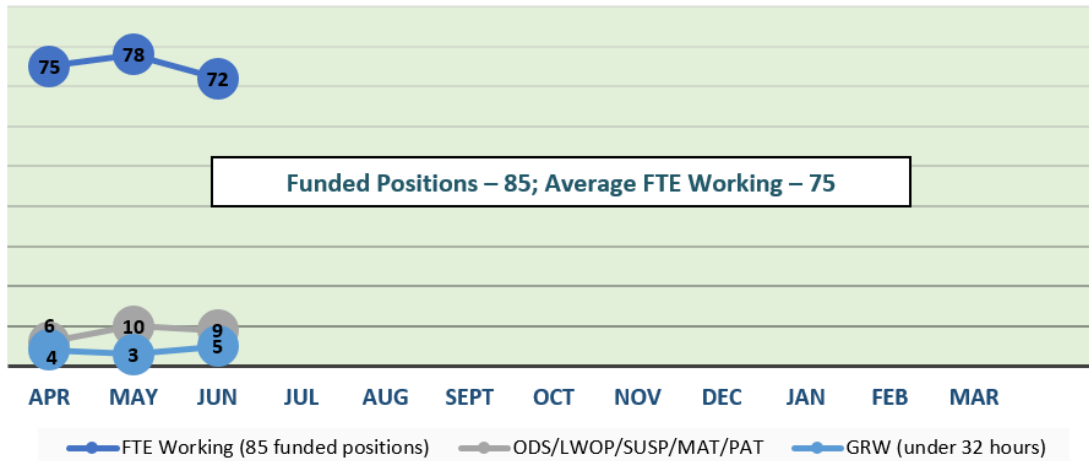
Mickey



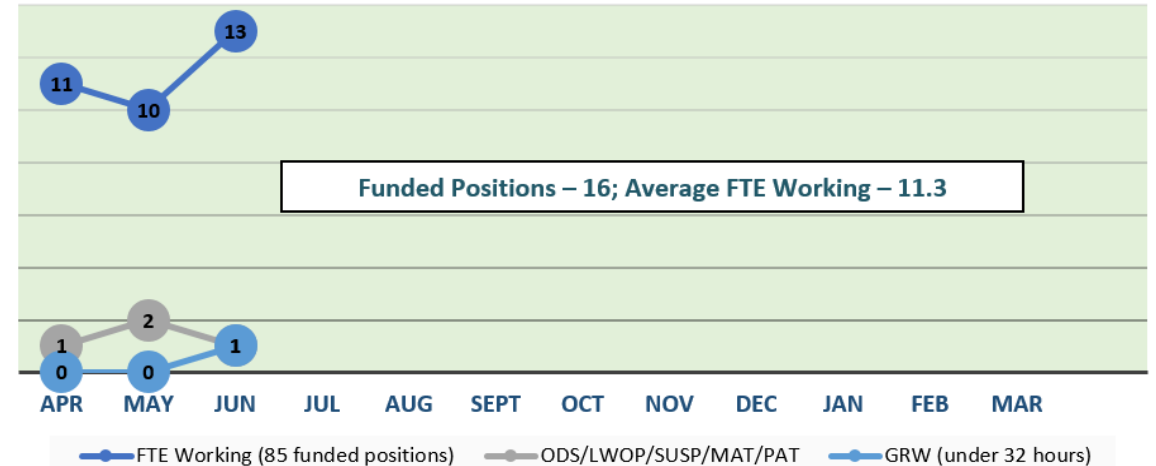


Regular Member Staffing Levels 2025/2026

Staffing Numbers - Municipal 2025/2026



Staffing Numbers - Provincial 2025/2026



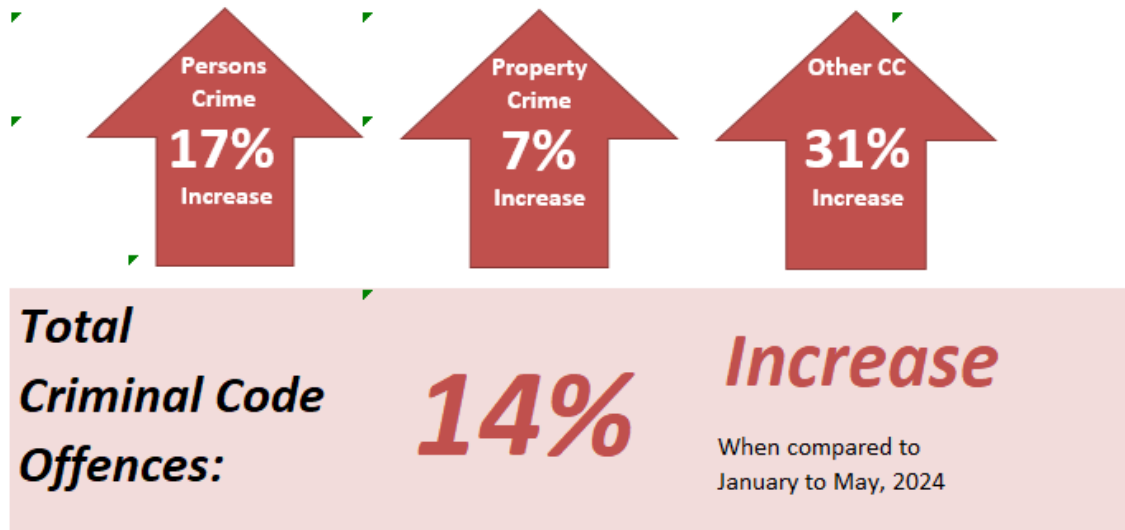
RCMP



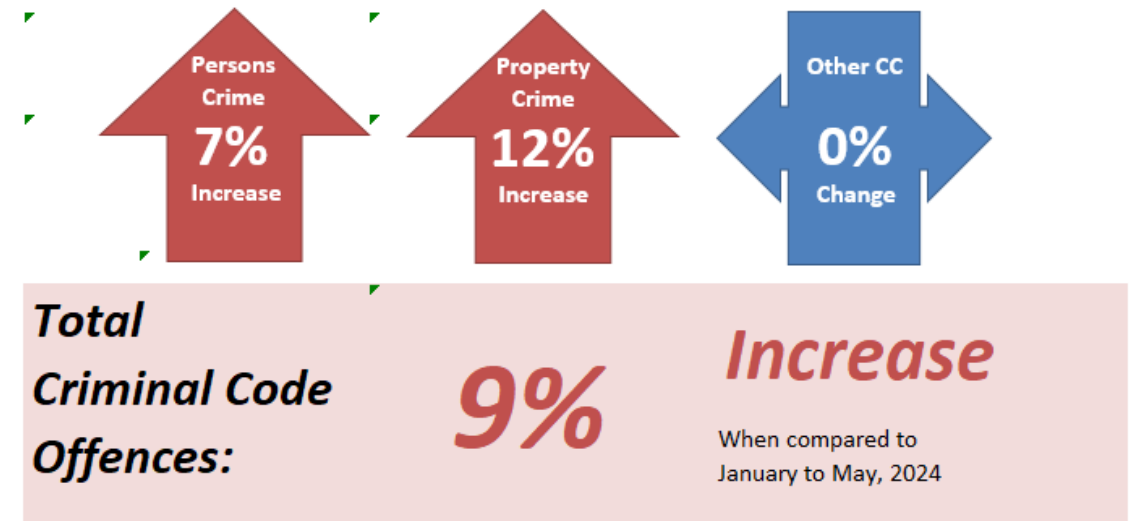
ROYAL CANADIAN MOUNTED POLICE

Crime Gauge (Criminal Code Offences)

Criminal Code Offences



Criminal Code Offences





5 Year Trend Criminal Code (Municipal)

Areas of Note

Up from 2024:

- Offences Related to Death
- Other Sexual Offences
- Theft over & \$5,000
- Arson
- Offensive Weapons
- Disturbing the Peace
- Fail to Comply & Breaches

Down from 2024:

- Kidnapping/Hostage/Abduction
- Robbery
- Sexual Assaults
- Mischief - Other

Strathcona Municipal Detachment Crime Statistics (Actual) January to May: 2021 - 2025

All categories contain "Attempted" and/or "Completed"

June 9, 2025

CATEGORY	Trend	2021	2022	2023	2024	2025	% Change 2021 - 2025	% Change 2024 - 2025	Avg File #/ per Year
Offences Related to Death		3	0	0	1	2	-33%	100%	-0.1
Robbery		6	3	5	9	8	33%	-11%	1.0
Sexual Assaults		22	32	29	34	27	23%	-21%	1.2
Other Sexual Offences		12	11	23	12	23	92%	92%	2.3
Assault		142	165	152	203	237	67%	17%	22.8
Kidnapping/Hostage/Abduction		4	4	5	7	4	0%	-43%	0.3
Extortion		6	12	15	15	13	117%	-13%	1.7
Criminal Harassment		61	54	52	86	104	70%	21%	11.8
Uttering Threats		66	60	91	81	104	58%	28%	9.7
TOTAL PERSONS		322	341	372	448	522	62%	17%	50.7
Break & Enter		72	56	32	76	72	0%	-5%	2.0
Theft of Motor Vehicle		43	36	62	55	56	30%	2%	4.5
Theft Over \$5,000		24	14	28	27	38	58%	41%	4.1
Theft Under \$5,000		444	417	504	406	447	1%	10%	-0.5
Possn Stn Goods		73	57	68	58	69	-5%	19%	-0.7
Fraud		176	145	190	223	235	34%	5%	19.6
Arson		13	2	4	8	14	8%	75%	0.8
Mischief - Damage To Property		247	258	245	145	176	-29%	21%	-25.5
Mischief - Other		51	69	72	187	157	208%	-16%	33.0
TOTAL PROPERTY		1,143	1,054	1,265	1,185	1,264	11%	7%	37.3
Offensive Weapons		45	42	32	26	35	-22%	35%	-3.6
Disturbing the peace		124	99	125	164	210	69%	28%	23.7
Fail to Comply & Breaches		171	151	152	115	157	-8%	37%	-6.4
OTHER CRIMINAL CODE		62	75	80	81	104	68%	28%	9.0
TOTAL OTHER CRIMINAL CODE		402	367	389	386	506	26%	31%	22.7
TOTAL CRIMINAL CODE		1,867	1,762	2,026	2,019	2,292	23%	14%	110.7





5 Year Trend Criminal Code (Provincial)

Areas of Note

Up from 2024:

- Robbery
- Sexual Assaults
- Extortion
- Theft Under \$5,000
- Fraud
- Mischief - Other

Down from 2024:

- Offences Related to Death
- Other Sexual Offences
- Kidnapping /Hostage/Abduction
- Theft of Motor Vehicle

Strathcona Provincial Detachment

Crime Statistics (Actual)

January to May: 2021 - 2025

All categories contain "Attempted" and/or "Completed"

June 9, 2025

CATEGORY	Trend	2021	2022	2023	2024	2025	% Change 2021 - 2025	% Change 2024 - 2025	Avg File +/- per Year
Offences Related to Death		0	0	0	3	0	N/A	-100%	0.3
Robbery		2	0	1	1	2	0%	100%	0.1
Sexual Assaults		8	4	6	3	6	-25%	100%	-0.5
Other Sexual Offences		6	1	1	5	2	-67%	-60%	-0.4
Assault		49	53	45	40	51	4%	28%	-0.9
Kidnapping/Hostage/Abduction		2	1	1	3	2	0%	-33%	0.2
Extortion		3	4	2	1	7	133%	600%	0.5
Criminal Harassment		19	12	18	32	20	5%	-38%	2.2
Uttering Threats		21	21	26	23	29	38%	26%	1.8
TOTAL PERSONS		110	96	100	111	119	8%	7%	3.3
Break & Enter		35	19	33	35	28	-20%	-20%	0.2
Theft of Motor Vehicle		26	18	27	26	20	-23%	-23%	-0.4
Theft Over \$5,000		9	17	16	18	16	78%	-11%	1.5
Theft Under \$5,000		66	65	81	44	60	-9%	36%	-3.3
Possn Stn Goods		51	35	41	42	43	-16%	2%	-0.9
Fraud		50	63	60	52	66	32%	27%	2.1
Arson		4	4	8	15	15	275%	0%	3.3
Mischief - Damage To Property		47	63	63	35	38	-19%	9%	-4.6
Mischief - Other		5	8	7	32	48	860%	50%	11.0
TOTAL PROPERTY		293	292	336	299	334	14%	12%	8.9
Offensive Weapons		34	17	19	19	19	-44%	0%	-2.8
Disturbing the peace		7	7	16	21	23	229%	10%	4.6
Fail to Comply & Breaches		26	18	12	17	20	-23%	18%	-1.3
OTHER CRIMINAL CODE		31	24	29	25	20	-35%	-20%	-2.1
TOTAL OTHER CRIMINAL CODE		98	66	76	82	82	-16%	0%	-1.6
TOTAL CRIMINAL CODE		501	454	512	492	535	7%	9%	10.6





5 Year Trend Federal / Provincial/ Traffic (Municipal)

Areas of Note

Up from 2024:

- Drug Enforcement – Trafficking
- Federal Drug – General
- Liquor Act
- Property Damage MVC

Down from 2024:

- Cannabis Act
- Municipal Bylaws
- Roadside Suspension Alcohol
- Roadside Suspension Drug

All categories contain "Attempted" and/or "Completed"

CATEGORY	Trend	2021	2022	2023	2024	2025	% Change 2021 - 2025	% Change 2024 - 2025	Avg File +/- per Year
Drug Enforcement - Production		0	0	0	0	0	N/A	N/A	0.0
Drug Enforcement - Possession		46	43	45	37	35	-24%	-5%	-2.8
Drug Enforcement - Trafficking		42	45	20	17	24	-43%	41%	-6.4
Drug Enforcement - Other		1	0	0	0	3	200%	N/A	0.4
Total Drugs		89	88	65	54	62	-30%	15%	-8.8
Cannabis Enforcement		3	6	2	0	2	-33%	N/A	-0.8
Federal - General		8	14	14	8	15	88%	88%	0.8
TOTAL FEDERAL		100	108	81	62	79	-21%	27%	-8.8
Liquor Act		51	41	74	21	35	-31%	67%	-5.2
Cannabis Act		17	19	21	16	12	-29%	-25%	-1.3
Mental Health Act		241	236	219	272	279	16%	3%	11.2
Other Provincial Stats		325	367	396	402	465	43%	16%	31.5
Total Provincial Stats		634	663	710	711	791	25%	11%	36.2
Municipal By-laws Traffic		0	0	1	0	3	N/A	N/A	0.6
Municipal By-laws		84	66	87	80	47	-44%	-41%	-6.0
Total Municipal		84	66	88	80	50	-40%	-38%	-5.4
Fatals		0	1	0	0	2	N/A	N/A	0.3
Injury MVC		78	127	140	183	197	153%	8%	29.4
Property Damage MVC (Reportable)		386	489	515	385	455	18%	18%	3.4
Property Damage MVC (Non Reportable)		50	78	82	104	120	140%	15%	16.6
TOTAL MVC		514	695	737	672	774	51%	15%	49.7
Roadside Suspension - Alcohol (Prov)		39	63	66	47	39	0%	-17%	-1.6
Roadside Suspension - Drugs (Prov)		8	5	4	8	7	-13%	-13%	0.1
Total Provincial Traffic		2,599	2,295	2,638	2,066	2,018	-22%	-2%	-139.1
Other Traffic		10	9	1	4	3	-70%	-25%	-1.9
Criminal Code Traffic		81	96	110	101	107	32%	6%	5.7
Common Police Activities									
False Alarms		199	232	295	286	297	49%	4%	25.0
False/Abandoned 911 Call and 911 Act		90	85	86	78	105	17%	35%	2.3
Suspicious Person/Vehicle/Property		295	186	181	236	200	-32%	-15%	-14.0
Persons Reported Missing		38	45	34	47	50	32%	6%	2.6
Search Warrants		7	12	3	1	8	14%	700%	-0.9
Spousal Abuse - Survey Code (Reported)		234	256	248	322	344	47%	7%	28.6
Form 10 (MHA) (Reported)		30	32	41	27	41	37%	52%	1.7





5 Year Trend Federal / Provincial/ Traffic (Provincial)

Areas of Note

Up from 2024:

- Federal Drug Charges
- Liquor Act
- Injury MVC
- Property Damage MVC (Non- reportable)
- Roadside Suspension - Drug

Down from 2024:

- Drug Enforcement – Possession
- Municipal By-law Traffic
- Fatal MVC
- Roadside Suspension – Alcohol

All categories contain "Attempted" and/or "Completed"

CATEGORY	Trend	2021	2022	2023	2024	2025	% Change 2021 - 2025	% Change 2024 - 2025	Avg File +/- per Year
Drug Enforcement - Production		0	0	0	0	0	N/A	N/A	0.0
Drug Enforcement - Possession		20	7	13	11	3	-85%	-73%	-3.0
Drug Enforcement - Trafficking		2	2	3	0	3	50%	N/A	0.0
Drug Enforcement - Other		0	0	0	0	0	N/A	N/A	0.0
Total Drugs		22	9	16	11	6	-73%	-45%	-3.0
Cannabis Enforcement		0	0	0	0	0	N/A	N/A	0.0
Federal - General		5	2	5	2	7	40%	250%	0.4
TOTAL FEDERAL		27	11	21	13	13	-52%	0%	-2.6
Liquor Act		10	11	11	7	9	-10%	29%	-0.6
Cannabis Act		20	7	5	6	7	-65%	17%	-2.7
Mental Health Act		46	55	70	59	71	54%	20%	5.4
Other Provincial Stats		115	108	112	121	128	11%	6%	3.9
Total Provincial Stats		191	181	198	193	215	13%	11%	6.0
Municipal By-laws Traffic		0	0	2	1	0	N/A	-100%	0.1
Municipal By-laws		27	13	31	26	15	-44%	-42%	-1.1
Total Municipal		27	13	33	27	15	-44%	-44%	-1.0
Fatals		1	1	1	1	0	-100%	-100%	-0.2
Injury MVC		55	70	63	79	112	104%	42%	12.3
Property Damage MVC (Reportable)		143	187	183	171	151	6%	-12%	0.0
Property Damage MVC (Non Reportable)		43	75	59	56	81	88%	45%	5.7
TOTAL MVC		242	333	306	307	344	42%	12%	17.8
Roadside Suspension - Alcohol (Prov)		28	40	21	22	17	-39%	-23%	-4.0
Roadside Suspension - Drugs (Prov)		6	0	3	1	3	-50%	200%	-0.5
Total Provincial Traffic		2,321	1,772	1,612	1,117	1,259	-46%	13%	-277.9
Other Traffic		11	6	2	2	6	-45%	200%	-1.4
Criminal Code Traffic		59	49	53	44	47	-20%	7%	-2.9
Common Police Activities									
False Alarms		37	57	62	84	53	43%	-37%	5.9
False/Abandoned 911 Call and 911 Act		26	28	38	36	81	212%	125%	11.8
Suspicious Person/Vehicle/Property		107	79	70	124	81	-24%	-35%	-0.7
Persons Reported Missing		8	7	16	20	10	25%	-50%	1.7
Search Warrants		1	9	2	2	1	0%	-50%	-0.7
Spousal Abuse - Survey Code (Reported)		65	74	81	87	79	22%	-9%	4.1
Form 10 (MHA) (Reported)		11	7	12	2	13	18%	550%	-0.1



RCMP



ROYAL CANADIAN MOUNTED POLICE

Questions?

