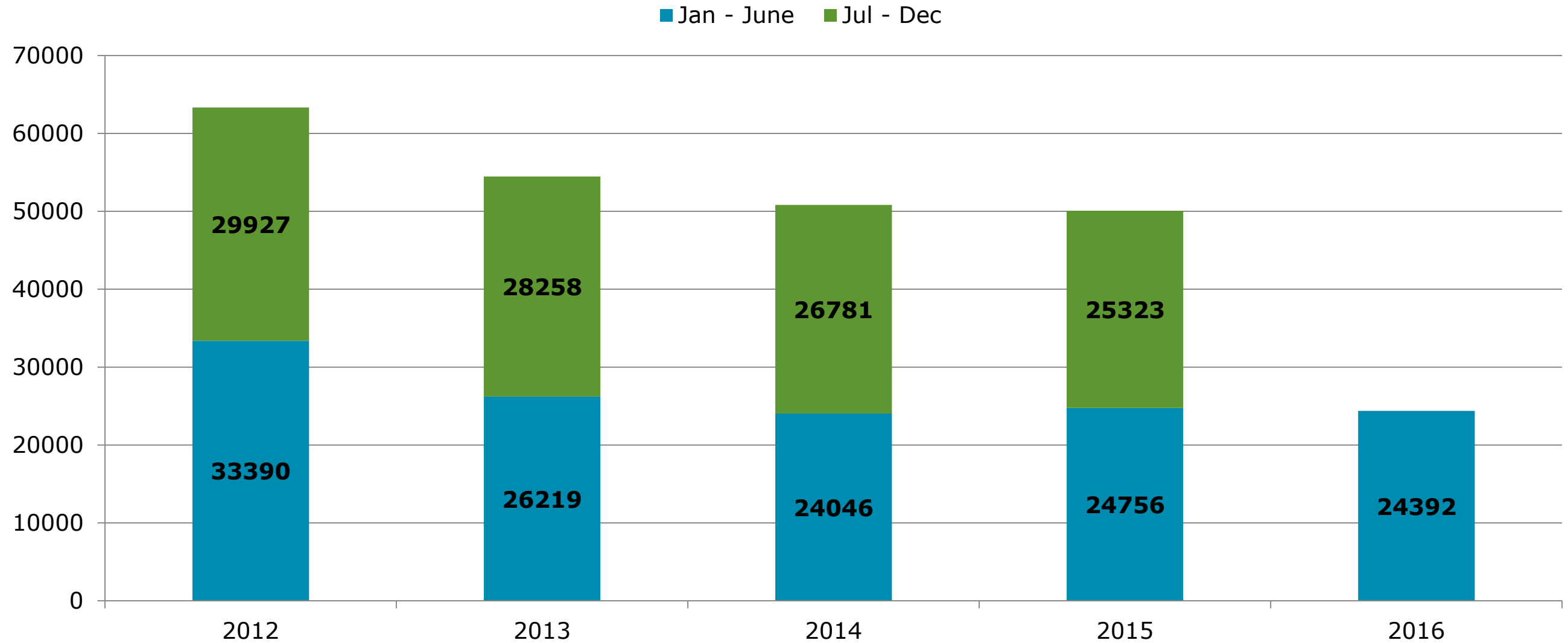


# **Strathcona County Emergency Services Semi-Annual Statistics January – June 2016**

Priorities Committee Meeting  
September 20, 2016

Document: 9135660

# 9-1-1 Calls Answered



# Total Events Dispatched

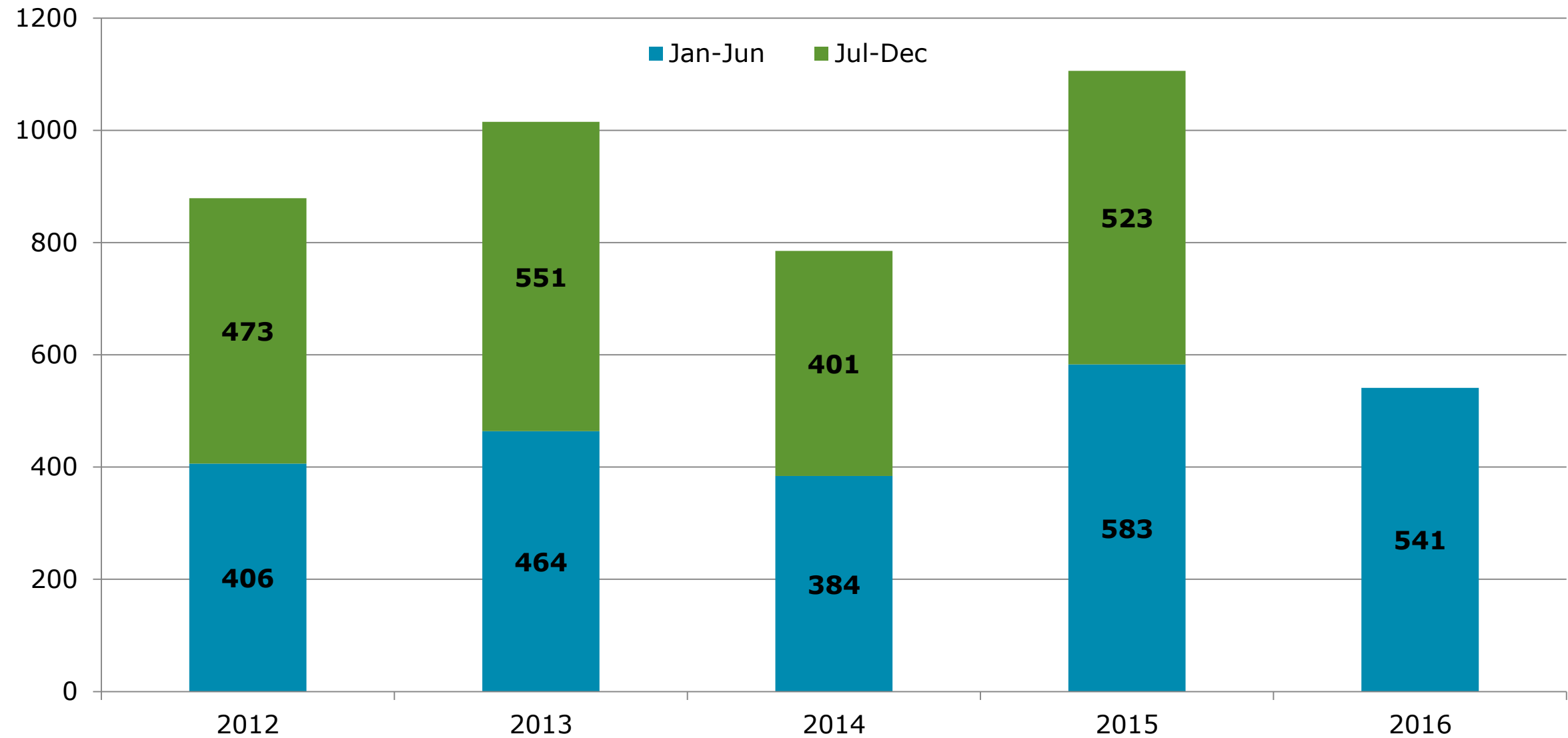
2,008 events		
730		Strathcona County
257		City of Leduc
180		City of Wetaskiwin
157		City of Fort Saskatchewan
684		Other (Vegreville, Lamont County, Beaver County, Flagstaff County, etc.)



# Fire Responses


541 Fire Responses		
233		Alarms
44		Structure fires
145		Outside fires
22		Vehicles fires
28		Dangerous goods
69		Other (electrical, smoke, etc.)

# Fire Responses

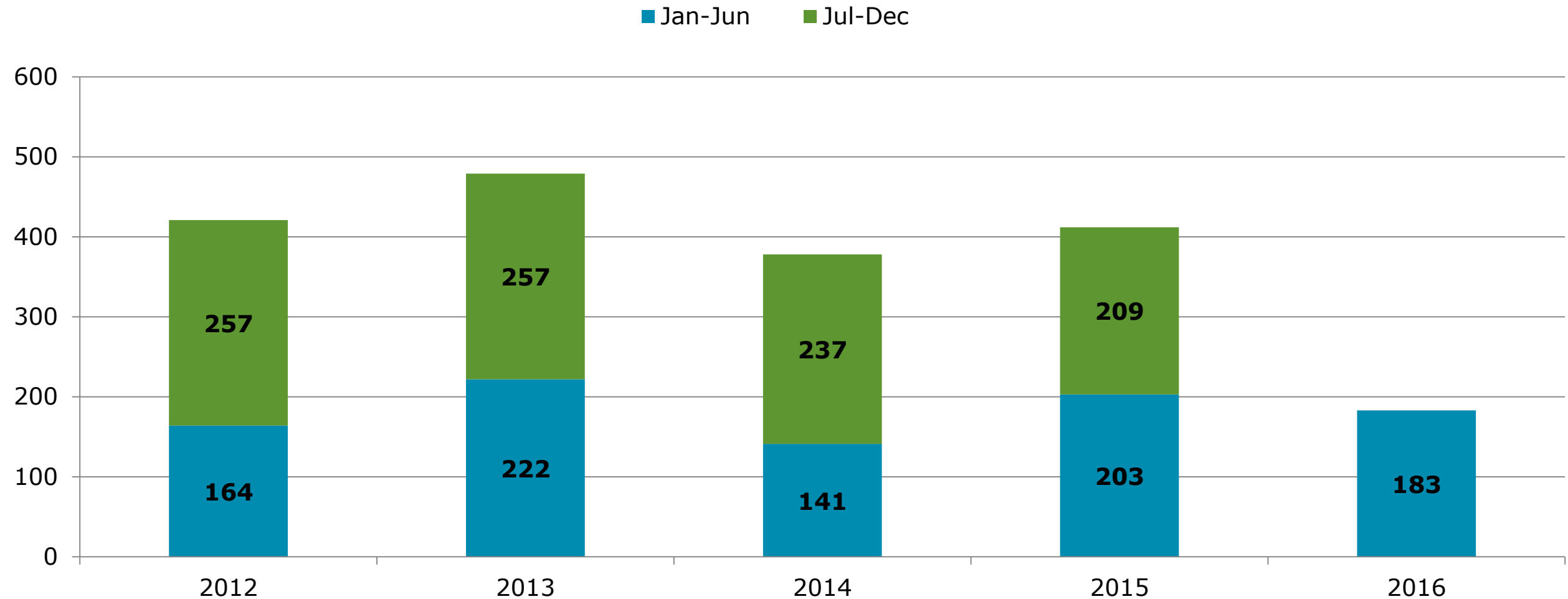


# Rescue/Motor Vehicle Collision Responses

183 rescue, motor vehicle and collision responses



# Rescue/Motor Vehicle Collision Responses





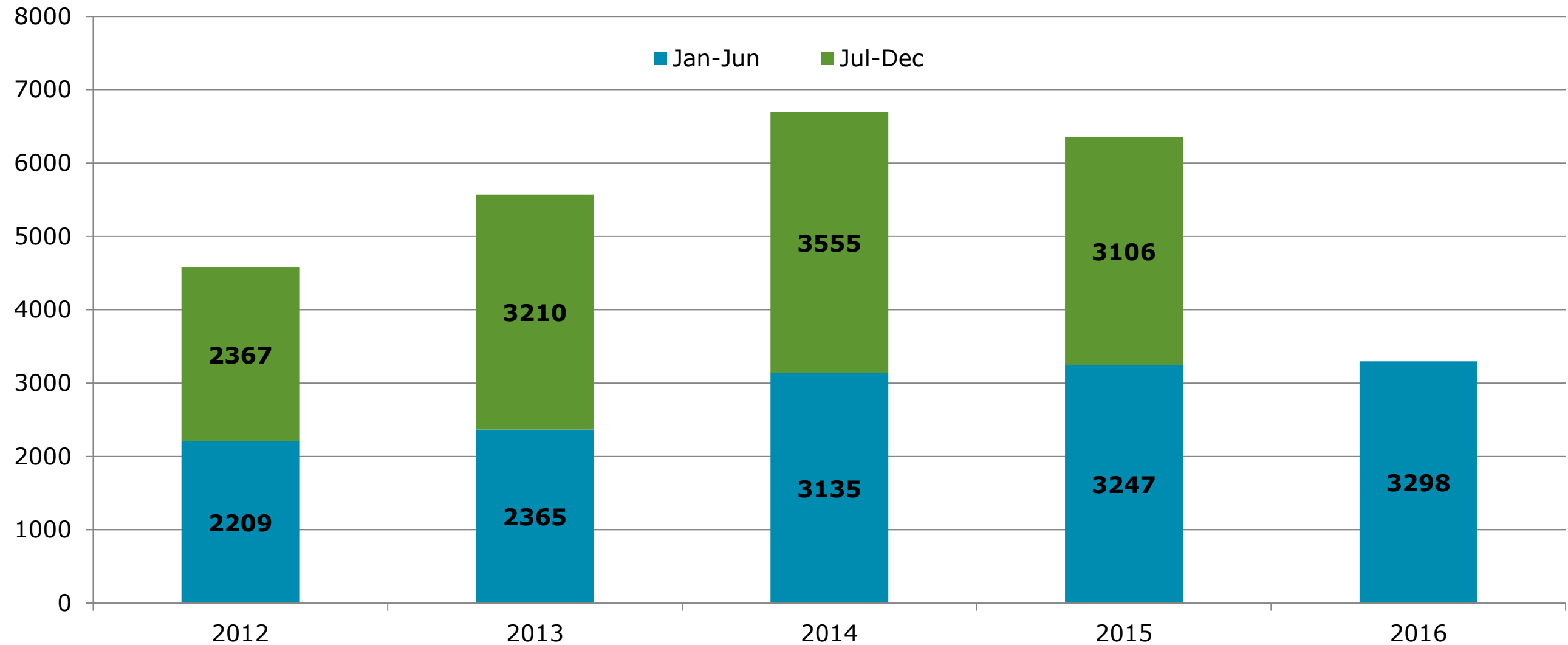
# EMS Events

3298  
EMS events

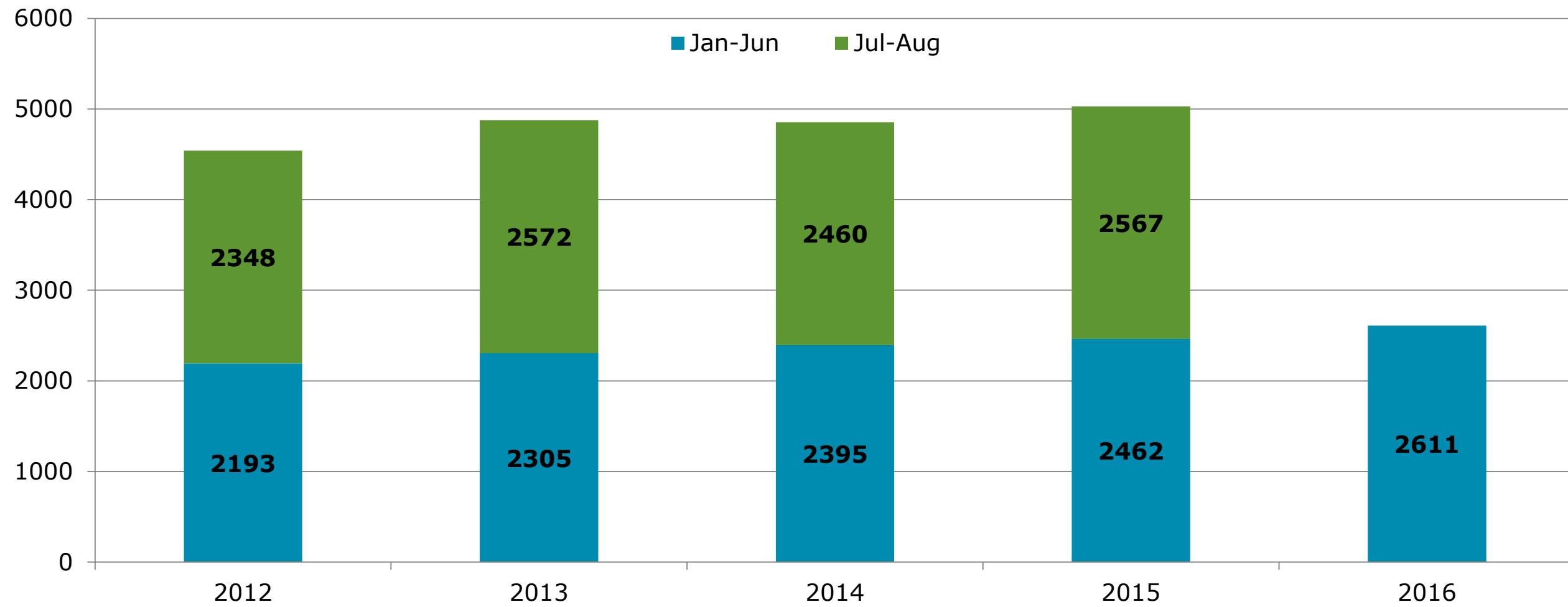




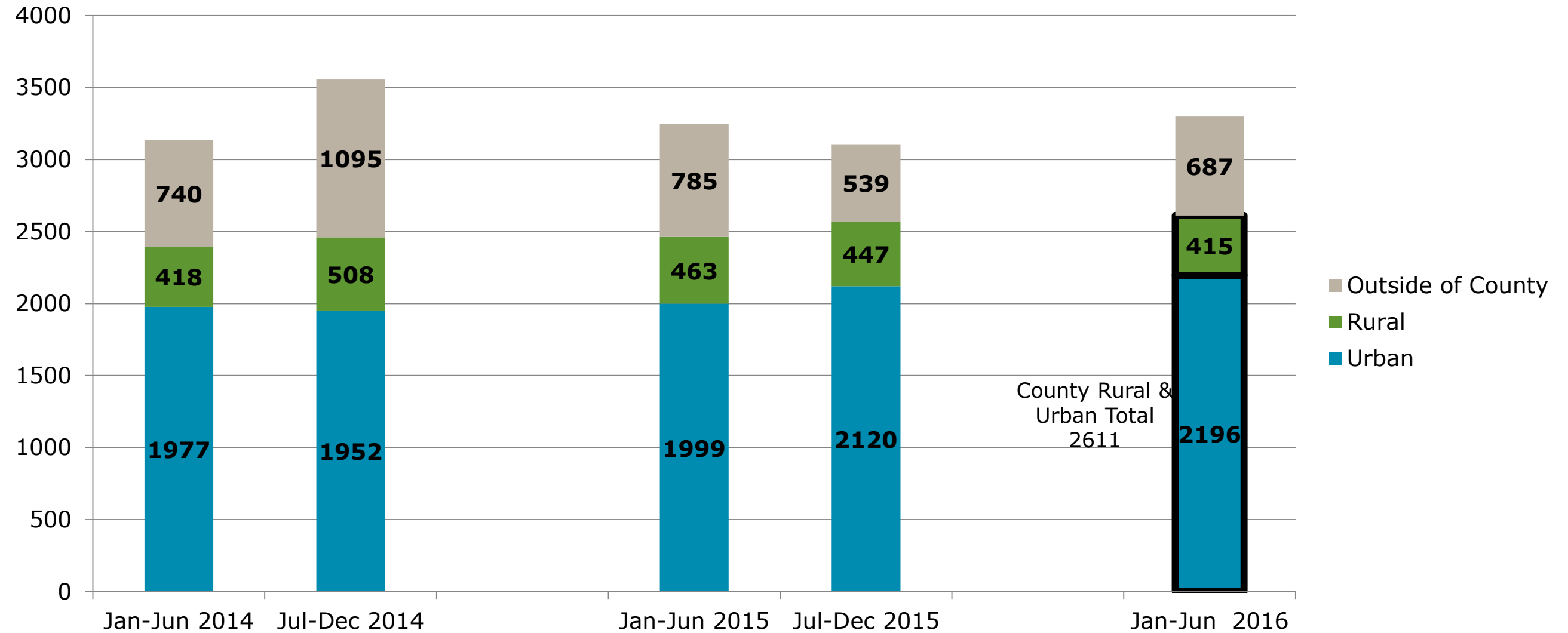
# Total EMS Events



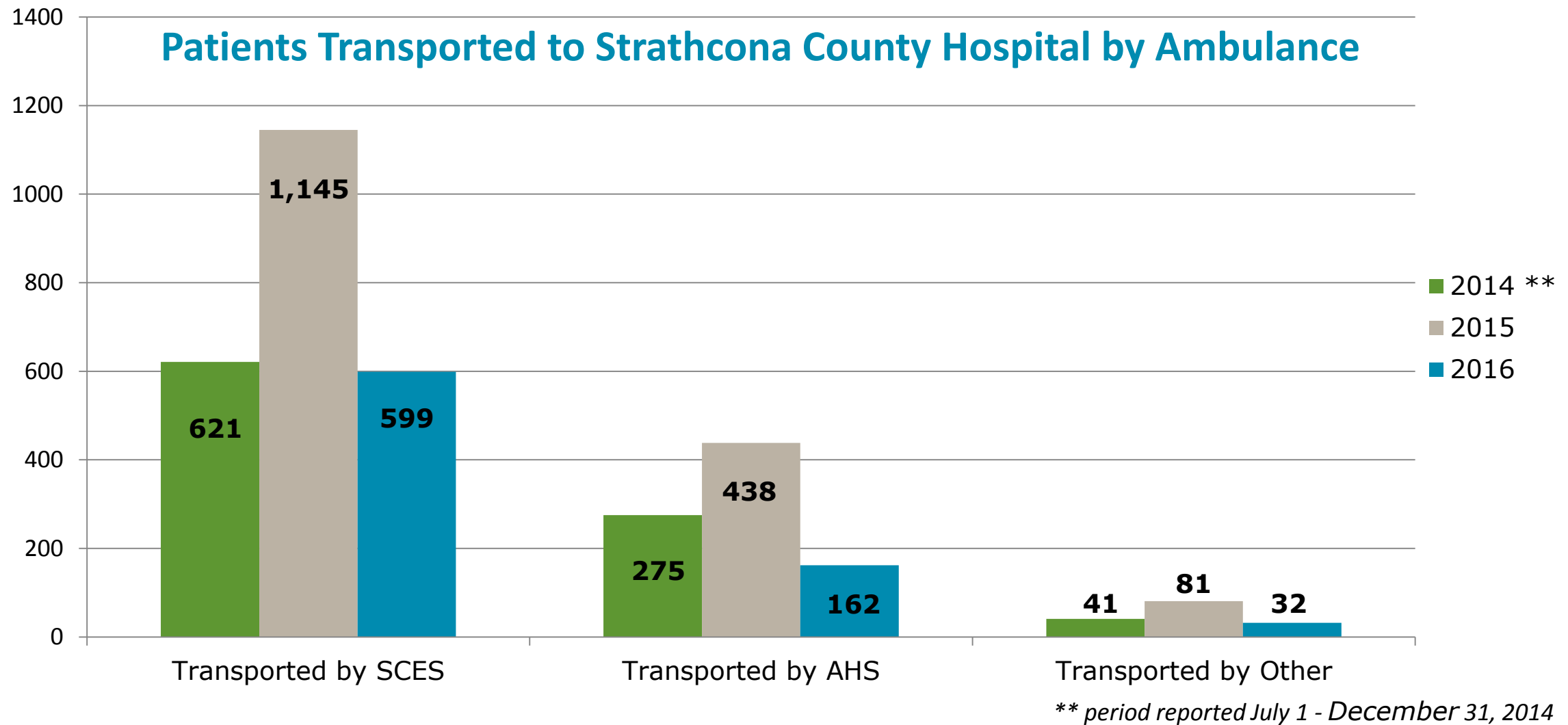
# EMS Events Within Strathcona County



# EMS Events Response Locations



# EMS Transports



# Ambulance Statistics From AHS

Emergency medical calls in Strathcona County	2805
Responded to by SCES ambulances	2364(84.3%)
Inter Facility Transfer calls from Strathcona Hospital	1055
Responded to by SCES ambulances	152 (14.5%)
SCES ambulance calls in other municipalities	687
	(361 patients)
Total calls originating in Strathcona County	3860
Total calls responded to by SCES	3203

# Medical First Responses

150 Medical First Response (MFR) calls

MFR – when a fire apparatus attends a medical event

Criteria to respond:

- As a co-response for a cardiac arrest (echo event)
- If an ambulance has a longer than 15 minute response time (charlie, delta events)
- Part-time stations co-respond (charlie, delta, echo events)





# Dangerous Goods Events

Attended 58 dangerous goods events.

Events include fuel spill, gas leak/gas odour, hazardous material or outside odour.



# Natural Gas/Liquid Propane Gas Events

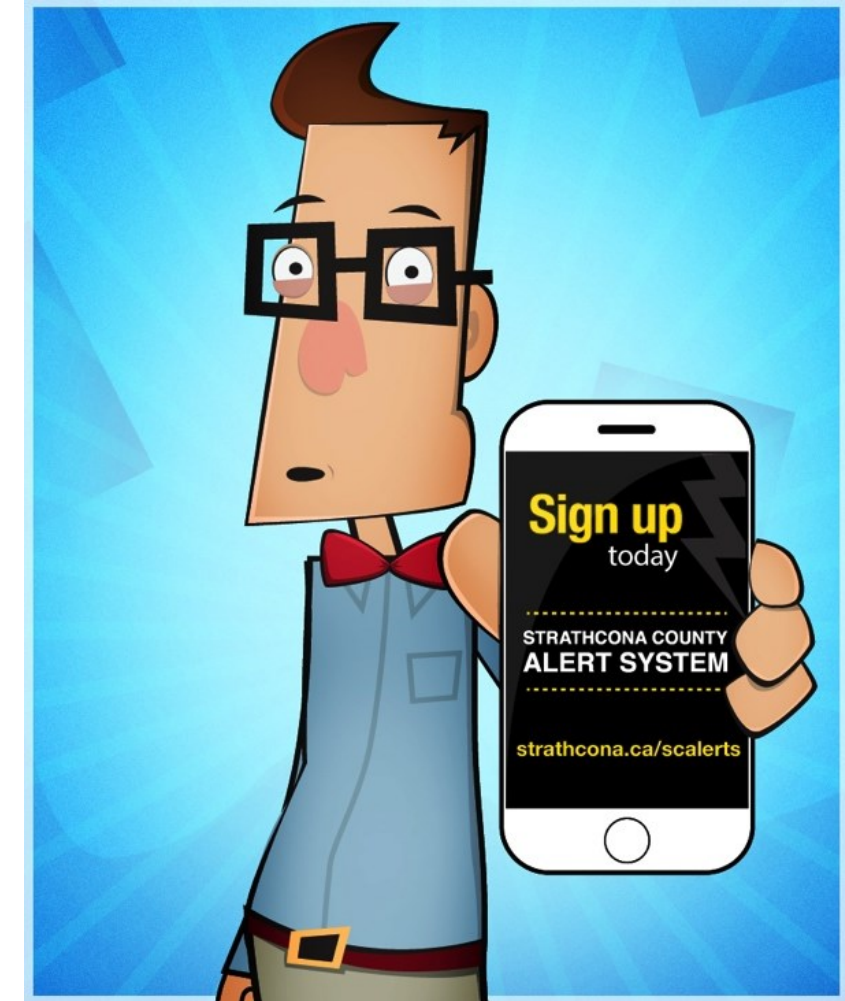
32 natural gas or liquid propane gas events.

Events include gas lines, propane tanks, and stored pressurized gas vessels.

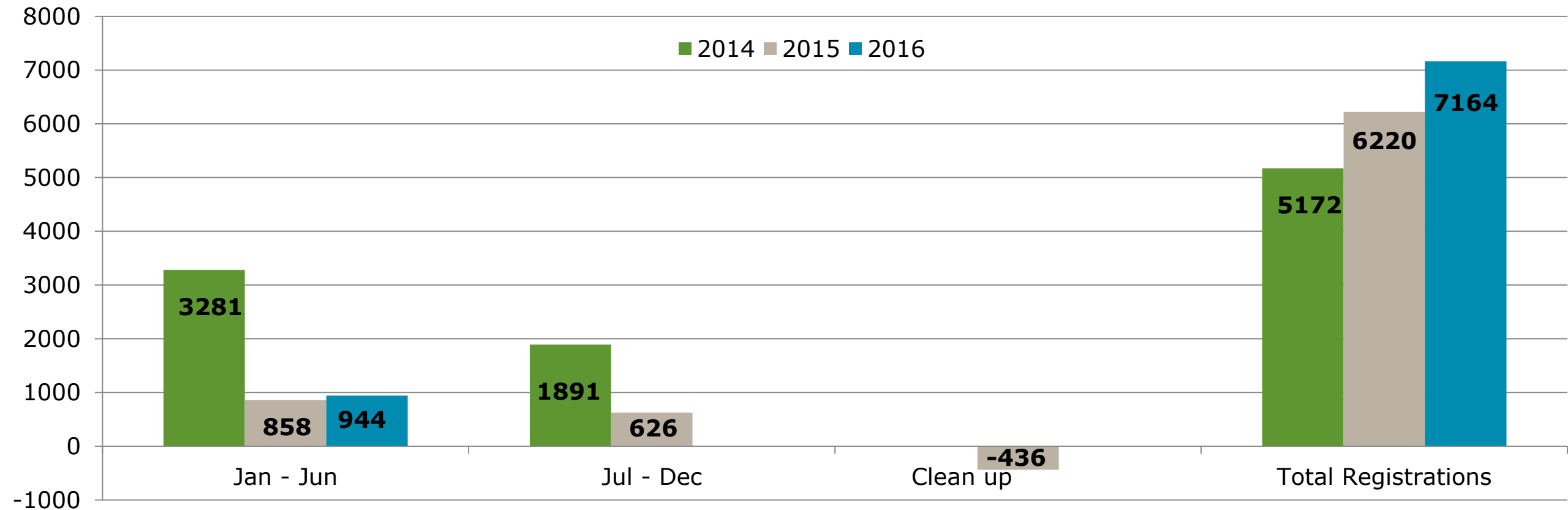
# Strathcona County Alert Registrations

7,164 registrations are active on SC Alerts system (does not include employees).

944 registrations were activated between January and June, 2016.



# SC Alert Registrations



## 2 Public Alerts Issued:

- 1 Fire Ban
- 1 Mandatory Alerts (water main break)
- 18 Occupational Health & Safety employee email alerts were issued related to weather

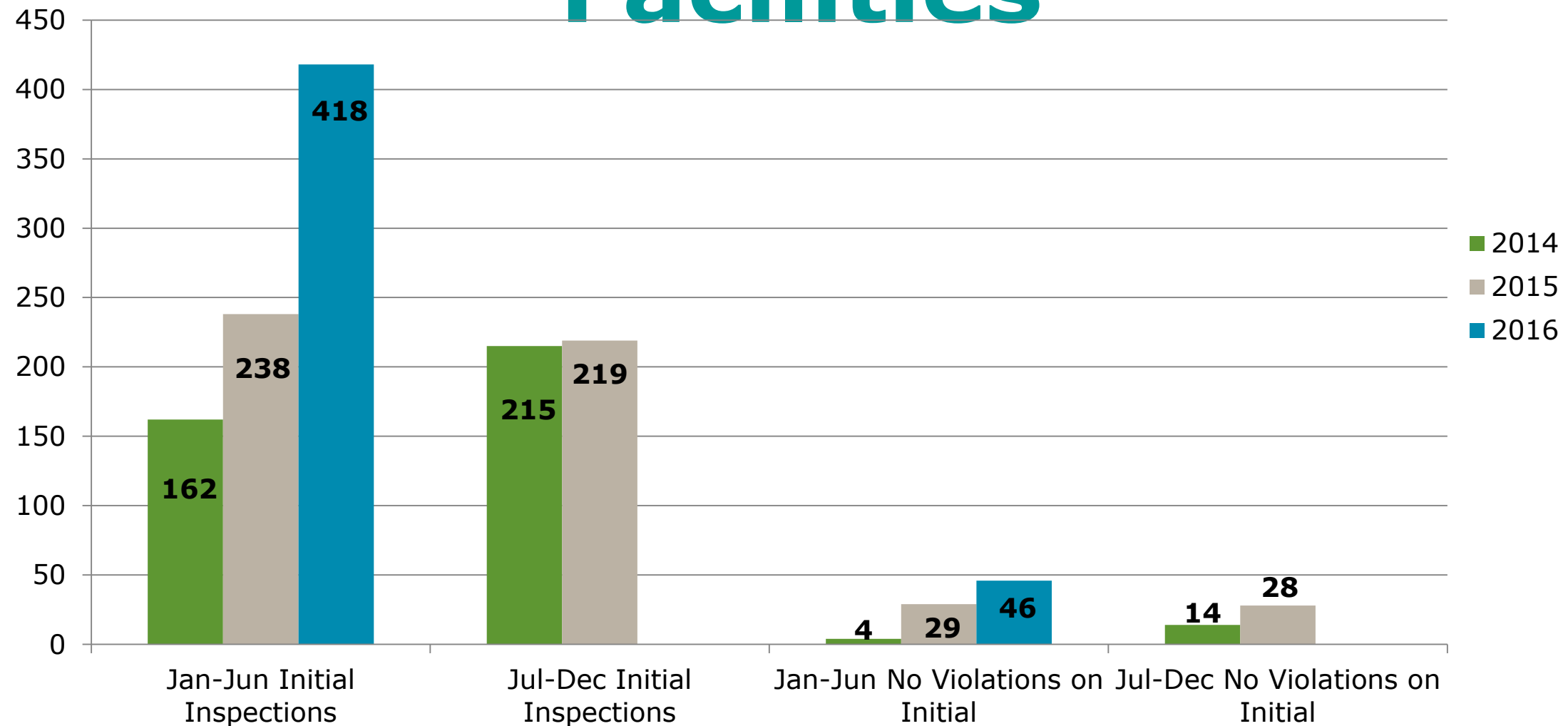
# Fire Inspections

1349 inspections completed		
498		Annual
568		Re-inspections (some re-inspections done from previous annual inspections)
5		Complaint
2		Construction site
49		Final occupancy
39		Follow-up or action required
34		Lockbox
103		Notice to rectify
37		Occupant load card
4		Pre-plan update
6		Requests
4		Special Event





# Fire Code Compliance for Assembly, Care and Multi-family Facilities





# Fire Prevention

Activities		
<b>3</b>		Fire Safety Plan reviews
<b>16</b>		Fire Permit – oversize burn inspection
<b>8</b>		Complaints – Fire Code
<b>17</b>		Complaints – burning
<b>39</b>		Inquiries – Fire Code
<b>7</b>		Community Safety Education Support
<b>56</b>		Fire investigations completed
<b>39</b>		Fireworks permits issued
<b>1161</b>		Fire permits issued

# FireSmart

Activities		
214		Individual home hazard assessments
7		Community assessments
9		Community education events
1		Community chipping events (Midway Estates)



# Resident Interactions

Interacted with 9,627 Strathcona County residents in a non-emergency environment, such as classrooms, tradeshow, community events, and fire inspections.





# Community Safety Education

Courses Delivered		
<b>Emergency Preparedness</b>		45 events 1933 citizens engaged
<b>First Aid/CPR</b>		21 courses 221 citizens trained
<b>Fire Prevention</b>		208 programs 3488 citizens engaged
<b>Public Relations (Sparky/Station Tours)</b>		174 events 3734 citizens engaged
<b>Recovery (new in 2016)</b>		3 events 129 citizens engaged

# Recovery Program

After a fire incident, experience has demonstrated that we have a short window to modify the behaviors of residents impacted either directly or indirectly to avoid a duplication of an unsafe practice.

Activities include providing education to residents in a neighbourhood where a structure fire occurred or an entire community that was threatened by wildfire.

The Recovery Program was conceived in 2016 to educate residents that are directly or indirectly impacted by a fire to change behaviours and contribute to the safety of our residents.

# Occupational Health, Safety & Training

	Professional Qualification Courses	Number of Members	Total Hours
On-line training	3	81	3,052
Correspondence courses	8	19	608
Emergency Services instructed	12	409	2,713
Off-site training	4	210	6,302
			<hr/> 12,675



# Questions

# Thank you